



e-AWB performance monitoring

Top 100 Airports Overview – September 2017

To represent, lead and serve the airline industry





Top 100 Airports Overview – List of airports in scope

AKL - Auckland Int'l - Auckland	p. 3	DEL - Indira Gandhi Int'l - Delhi	p. 28	IST - Ataturk - Istanbul	p. 53	NUE - Airport - Nuremberg	p. 78
AMS - Schiphol Airport - Amsterdam	p. 4	DFW - Dallas/Ft Worth - Dallas/Ft Worth	p. 29	JED - King Abdulaziz Int'l - Jeddah	p. 54	ORD - O'Hare International - Chicago	p. 79
ARN - Arlanda - Stockholm	p. 5	DMM - King Fahd Int'l - Dammam	p. 30	JFK - John F Kennedy Int'l - New York	p. 55	OSL - Oslo Airport - Oslo	p. 80
ATH - Eleftherios Venizelos - Athens	p. 6	DOH - Doha - Doha	p. 31	JNB - Johannesburg Int'l - Johannesburg	p. 56	PEN - Penang International - Penang	p. 81
ATL - William B Hartsfield - Atlanta	p. 7	DUB - Dublin - Dublin	p. 32	KHH - Kaohsiung Int'l - Kaohsiung	p. 57	PER - Perth - Perth	p. 82
AUH - Abu Dhabi Int'l - Abu Dhabi	p. 8	DUS - Dusseldorf - Duesseldorf	p. 33	KIX - Kansai International - Osaka	p. 58	PRG - Ruzyně - Prague	p. 83
BCN - Airport - Barcelona	p. 9	DWC - Al Maktoum Int'l - Dubai	p. 34	KUL - Kuala Lumpur Int'l - Kuala Lumpur	p. 59	PUS - Gimhae - Busan	p. 84
BJS - Capital - Beijing	p. 10	DXB - Dubai - Dubai	p. 35	LAX - Los Angeles Int'l - Los Angeles	p. 60	PVG - PuDong - Shanghai	p. 85
BKK - Bangkok Int'l - Bangkok	p. 11	EWR - Newark Liberty Int'l - Newark	p. 36	LHR - Heathrow - London	p. 61	RUH - King Khalid Int'l - Riyadh	p. 86
BLL - Billund - Billund	p. 12	EZE - Ministro Pizarini - Buenos Aires	p. 37	LIM - J Chavez Int'l - Lima	p. 62	SCL - Arturo Merino Benitez - Santiago	p. 87
BLR - Hindustan - Bengaluru	p. 13	FCO - Fiumicino - Rome	p. 38	LUX - Luxembourg - Luxembourg	p. 63	SEA - Seattle/Tacoma Int'l - Seattle	p. 88
BNE - Brisbane Int'l - Brisbane	p. 14	FRA - Frankfurt Int'l - Frankfurt	p. 39	LYS - Satolas - Lyon	p. 64	SFO - San Francisco Int'l - San Francisco	p. 89
BOG - Eldorado - Bogota	p. 15	FUK - Fukuoka - Fukuoka	p. 40	MAA - Chennai - Chennai	p. 65	SIN - Changi - Singapore	p. 90
BOM - Chhatrapati Shivaji - Mumbai	p. 16	GDL - Miguel Hidal - Guadalajara	p. 41	MAD - Barajas - Madrid	p. 66	STR - Airport - Stuttgart	p. 91
BOS - Logan International - Boston	p. 17	GLA - Glasgow International - Glasgow	p. 42	MAN - Airport - Manchester	p. 67	SYD - Kingsford Smith - Sydney	p. 92
BRU - National - Brussels	p. 18	GRU - Guarulhos Int'l - Sao Paulo	p. 43	MEL - Tullamarine - Melbourne	p. 68	TLV - Ben Gurion Int'l - Tel Aviv-Yafo	p. 93
BSL - EuroAirport Swiss - Basel/Mulhouse	p. 19	GVA - Geneve-Cointrin - Geneva	p. 44	MEX - Juarez International - Mexico City	p. 69	TPE - Chiang Kai Shek - Taipei	p. 94
BUD - Ferihegy - Budapest	p. 20	HAJ - Hanover Arpt - Hannover	p. 45	MIA - Miami Int'l - Miami	p. 70	TXL - Tegel - Berlin	p. 95
CAI - Cairo Int'l - Cairo	p. 21	HAM - Fuhlsbuettel - Hamburg	p. 46	MMX - Airport - Malmo	p. 71	UIO - Mariscal Sucre - Quito	p. 96
CAN - Baiyun - Guangzhou	p. 22	HEL - Helsinki-Vantaa - Helsinki	p. 47	MNL - Ninoy Aquino Int'l - Manila	p. 72	VIE - Vienna International - Vienna	p. 97
CDG - Charles De Gaulle - Paris	p. 23	HKG - Hong Kong Int'l - Hong Kong	p. 48	MUC - Franz Josef Strauss - Munich	p. 73	WAW - Frederic Chopin - Warsaw	p. 98
CMB - Bandaranayake Int'l - Colombo	p. 24	HND - Haneda - Tokyo	p. 49	MXP - Milpa - Milan	p. 74	YUL - Pierre Elliott Trudeau - Montreal	p. 99
COK - Kochi - Kochi	p. 25	IAD - Dulles Int'l - Washington	p. 50	NBO - Jomo Kenyatta Int'l - Nairobi	p. 75	YVR - Vancouver Int'l - Vancouver	p. 100
CPH - Copenhagen Airport - Copenhagen	p. 26	IAH - George Bush Interntl - Houston	p. 51	NGO - Komaki AFB - Nagoya	p. 76	YYZ - Pearson International - Toronto	p. 101
CPT - Cape Town Int'l - Cape Town	p. 27	ICN - Incheon International - Seoul	p. 52	NRT - Narita - Tokyo	p. 77	ZRH - Kloten - Zurich	p. 102

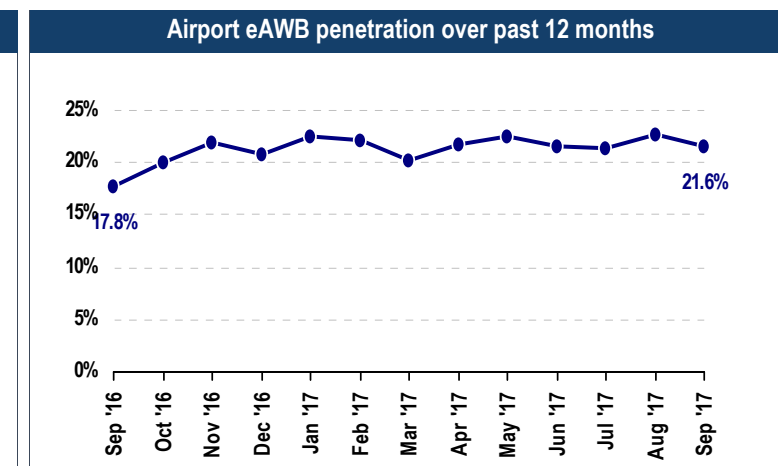
eAWB Airport Overview - September 2017



AIRPORT	CITY	COUNTRY	REGION	MP4 / MC99	SOP
AKL - Auckland Int'l	AKL - Auckland	NZ - New Zealand	ASPAC - South West Pacific	Both	

Volume	(e)AWB
Total AWB	8,060
eAWB Network	3,625
eAWB Actual	784
eAWB Potential	2,841

eAWB penetration and change vs previous month		
	eAWB penetration %	Change p.p.
Auckland Int'l	21.6%	-1.1 p.p.
New Zealand	20.1%	-1.7 p.p.
South West Pacific	52.3%	+1.1 p.p.



Top Airlines by eAWB penetration		
Rank	Airline	eAWB Penetration %
1	CX - Cathay Pacific	81.3%
2	KE - Korean Air	60.2%
3	DL - Delta Air Lines	43.8%
4	UA - United Airlines	38.5%
5	SQ - SIA Cargo	30.9%
6	5X - UPS Airlines	23.2%
7	EK - Emirates	15.7%
8	QR - Qatar Airways	2.1%
9	MH - Malaysia Airlines	1.1%
10	QF - Qantas	0.5%

Top FF Groups by eAWB penetration (from top 20 by volume)		
Rank	FF Group	eAWB Penetration %
1	TNT EXPRESS	68.3%
2	HELLMANN WORLDWIDE LOGISTICS	47.2%
3	MONDIALE FREIGHT SERVICES	46.6%
4	TOLL GROUP	38.3%
5	AION CARGO SOLUTIONS	31.9%
6	GVI - GORDON VERNEL INTL LOGS	29.2%
7	DSV AIR & SEA	28.1%
8	KUEHNE + NAGEL	22.9%
9	BOLLORE	22.3%
10	SCHENKER	19.4%

MeA and eAWB status at airport					
Who	Count	Signed MeA	%	Does eAWB	%
Airlines	32	25	78.1%	9	28.1%
FF Groups	56	31	55.4%	30	53.6%

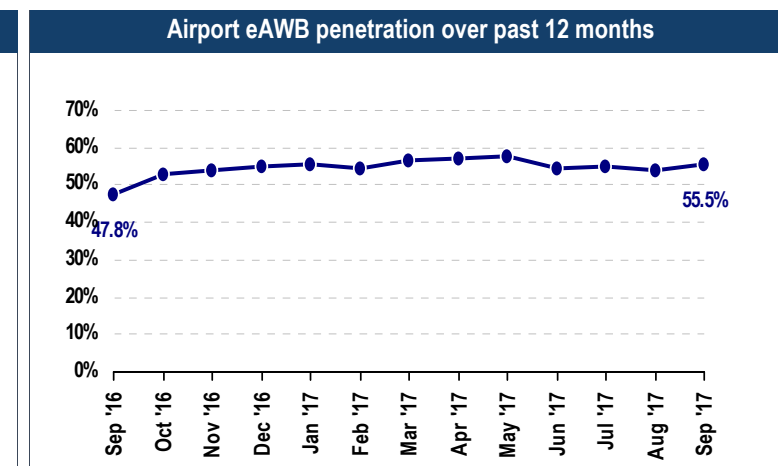
eAWB Airport Overview - September 2017



AIRPORT	CITY	COUNTRY	REGION	MP4 / MC99	SOP
AMS - Schiphol Airport	AMS - Amsterdam	NL - Netherlands	EUR - Europe	Both	Yes

Volume	
	(e)AWB
Total AWB	57,779
eAWB Network	45,473
eAWB Actual	25,217
eAWB Potential	20,256

eAWB penetration and change vs previous month		
	eAWB penetration %	Change p.p.
Schiphol Airport	55.5%	+1.3 p.p.
Netherlands	55.7%	+1.1 p.p.
Europe	39.8%	+0.2 p.p.



Top Airlines by eAWB penetration		
Rank	Airline	eAWB Penetration %
1	UA - United Airlines	97.5%
2	QR - Qatar Airways	89.7%
3	KE - Korean Air	82.9%
4	KL - KLM	82.6%
5	DL - Delta Air Lines	82.4%
6	AA - American Airlines	81.3%
7	SQ - SIA Cargo	81.0%
8	AF - Air France	72.8%
9	CI - China Airlines	61.5%
10	CX - Cathay Pacific	53.6%

Top FF Groups by eAWB penetration (from top 20 by volume)		
Rank	FF Group	eAWB Penetration %
1	COPEX AIR CARGO	90.0%
2	RHENUS AIR	87.2%
3	BEST GLOBAL LOGISTICS	82.1%
4	GEODIS / WILSON GROUP	78.3%
5	HELLMANN WORLDWIDE LOGISTICS	76.5%
6	SCHENKER	73.3%
7	EXPEDITORS GROUP	68.8%
8	DGF - DHL GLOBAL FORWARD FORWARDING	66.8%
9	CEVA GROUP	66.3%
10	UPS - UNITED PARCEL SERVICE	65.6%

MeA and eAWB status at airport					
Who	Count	Signed MeA	%	Does eAWB	%
Airlines	82	54	65.9%	29	35.4%
FF Groups	243	136	56.0%	165	67.9%

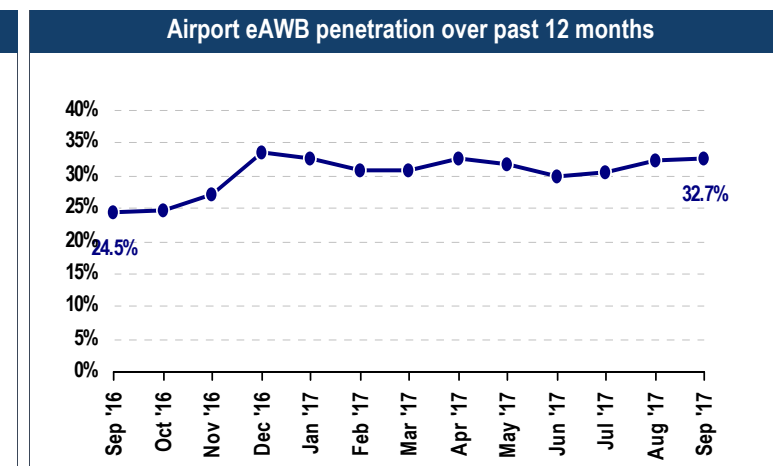
eAWB Airport Overview - September 2017



AIRPORT	CITY	COUNTRY	REGION	MP4 / MC99	SOP
ARN - Arlanda	STO - Stockholm	SE - Sweden	EUR - Europe	Both	Yes

Volume	
	(e)AWB
Total AWB	6,988
eAWB Network	4,888
eAWB Actual	1,599
eAWB Potential	3,289

eAWB penetration and change vs previous month		
	eAWB penetration %	Change p.p.
Arlanda	32.7%	+0.3 p.p.
Sweden	37.3%	+0.5 p.p.
Europe	39.8%	+0.2 p.p.



Top Airlines by eAWB penetration		
Rank	Airline	eAWB Penetration %
1	AF - Air France	81.7%
2	DL - Delta Air Lines	81.5%
3	KL - KLM	69.3%
4	UA - United Airlines	65.2%
5	QR - Qatar Airways	58.0%
6	KE - Korean Air	53.5%
7	BA - IAG - British Airways	47.2%
8	5X - UPS Airlines	44.4%
9	AA - American Airlines	35.7%
10	IB - IAG - IBERIA	32.1%

Top FF Groups by eAWB penetration (from top 20 by volume)		
Rank	FF Group	eAWB Penetration %
1	UPS - UNITED PARCEL SERVICE	58.3%
2	DGF - DHL GLOBAL FORWARD FORWARDING	56.6%
3	STRAIT AIR TRSPT	54.2%
4	PANALPINA	52.7%
5	AGILITY	47.6%
6	SCHENKER	46.7%
7	EXPEDITORS GROUP	40.6%
8	WORLD COURIER	38.8%
9	TRUST SAS SPEDITION	34.7%
10	GEODIS / WILSON GROUP	29.7%

MeA and eAWB status at airport					
Who	Count	Signed MeA	%	Does eAWB	%
Airlines	44	38	86.4%	19	43.2%
FF Groups	63	54	85.7%	40	63.5%

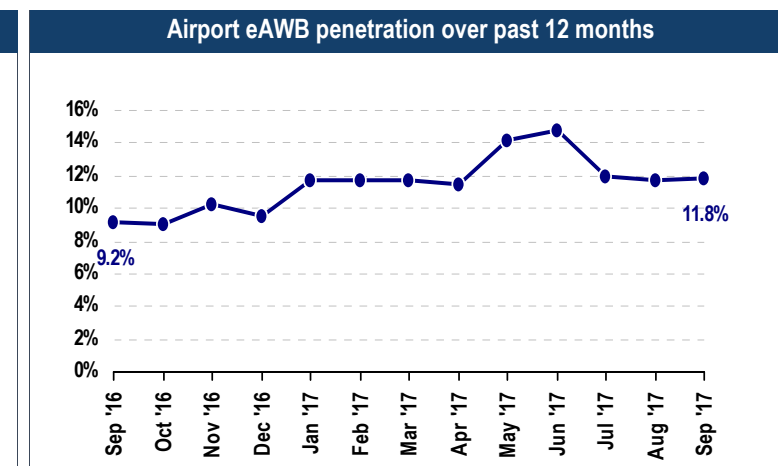
eAWB Airport Overview - September 2017



AIRPORT	CITY	COUNTRY	REGION	MP4 / MC99	SOP
ATH - Eleftherios Venizelos	ATH - Athens	GR - Greece	EUR - Europe	Both	

Volume	
	(e)AWB
Total AWB	5,610
eAWB Network	3,845
eAWB Actual	452
eAWB Potential	3,393

eAWB penetration and change vs previous month		
	eAWB penetration %	Change p.p.
Eleftherios Venizelos	11.8%	+0.1 p.p.
Greece	11.5%	+0.2 p.p.
Europe	39.8%	+0.2 p.p.



Top Airlines by eAWB penetration		
Rank	Airline	eAWB Penetration %
1	DL - Delta Air Lines	53.1%
2	UA - United Airlines	30.4%
3	QR - Qatar Airways	28.3%
4	5X - UPS Airlines	21.1%
5	AF - Air France	17.7%
6	KL - KLM	14.2%
7	BA - IAG - British Airways	10.8%
8	LH - Lufthansa Cargo	10.5%
9	AA - American Airlines	5.9%
10	IB - IAG - IBERIA	5.6%

Top FF Groups by eAWB penetration (from top 20 by volume)		
Rank	FF Group	eAWB Penetration %
1	DSV AIR & SEA	46.9%
2	GOLDEN CARGO	30.5%
3	DGF - DHL GLOBAL FORWARD FORWARDING	20.8%
4	SCHENKER	20.0%
5	KUEHNE + NAGEL	5.1%
6	ARITRANS INTERNATIONAL FORWARDERS	2.2%
7	ON TIME SERVICES	0.0%
8	GREEK AIR CARGO	0.0%
9	AEROMET HELLAS	0.0%
10	SPEED AIR CARGO & COURIER	0.0%

MeA and eAWB status at airport					
Who	Count	Signed MeA	%	Does eAWB	%
Airlines	25	21	84.0%	11	44.0%
FF Groups	32	9	28.1%	8	25.0%

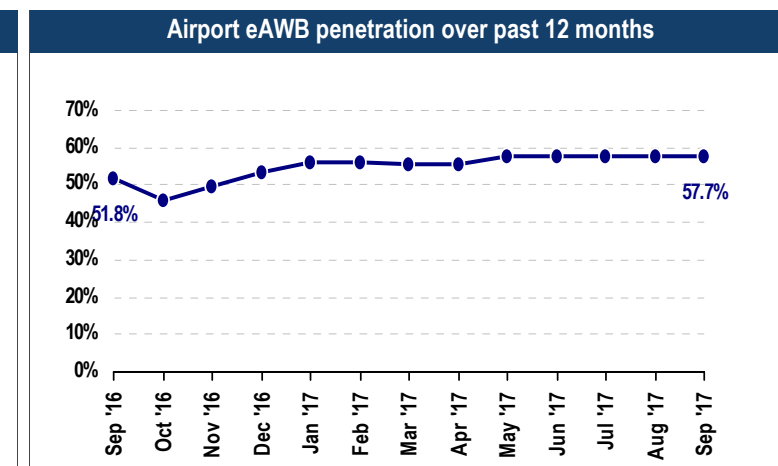
eAWB Airport Overview - September 2017



AIRPORT	CITY	COUNTRY	REGION	MP4 / MC99	SOP
ATL - William B Hartsfield	ATL - Atlanta	US - USA	AMERS - North America	Both	Yes

Volume	
	(e)AWB
Total AWB	22,256
eAWB Network	17,533
eAWB Actual	10,115
eAWB Potential	7,418

eAWB penetration and change vs previous month		
	eAWB penetration %	Change p.p.
William B Hartsfield	57.7%	-0.1 p.p.
USA	44.3%	0.0 p.p.
North America	45.8%	-0.2 p.p.



Top Airlines by eAWB penetration		
Rank	Airline	eAWB Penetration %
1	QR - Qatar Airways	84.1%
2	AF - Air France	83.5%
3	DL - Delta Air Lines	78.1%
4	UA - United Airlines	75.7%
5	KL - KLM	67.5%
6	BR - EVA Air	57.7%
7	CX - Cathay Pacific	57.2%
8	KE - Korean Air	55.5%
9	BA - IAG - British Airways	54.6%
10	5X - UPS Airlines	53.3%

Top FF Groups by eAWB penetration (from top 20 by volume)		
Rank	FF Group	eAWB Penetration %
1	AGILITY	80.5%
2	BOLLORE	78.6%
3	JAS FORWARDING	78.1%
4	DL - DELTA AIRLINES	78.1%
5	DGF - DHL GLOBAL FORWARD FORWARDING	77.9%
6	SCHENKER	77.4%
7	CEVA GROUP	77.2%
8	HELLMANN WORLDWIDE LOGISTICS	75.6%
9	CONCORDIA INTERNATIONAL FORWARDING	75.0%
10	EMO TRANS	73.2%

MeA and eAWB status at airport					
Who	Count	Signed MeA	%	Does eAWB	%
Airlines	61	45	73.8%	22	36.1%
FF Groups	401	236	58.9%	125	31.2%

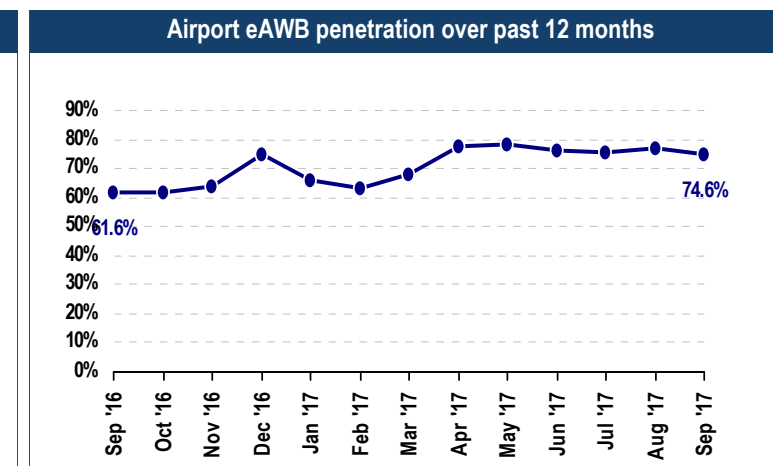
eAWB Airport Overview - September 2017



AIRPORT	CITY	COUNTRY	REGION	MP4 / MC99	SOP
AUH - Abu Dhabi Int'l	AUH - Abu Dhabi	AE - United Arab Emirates	MIDEAST - Middle East	Both	Yes

Volume	(e)AWB
Total AWB	2,311
eAWB Network	2,265
eAWB Actual	1,690
eAWB Potential	575

eAWB penetration and change vs previous month		
	eAWB penetration %	Change p.p.
Abu Dhabi Int'l	74.6%	-2.6 p.p.
United Arab Emirates	82.4%	0.0 p.p.
Middle East	72.8%	+0.8 p.p.



Top Airlines by eAWB penetration		
Rank	Airline	eAWB Penetration %
1	DL - Delta Air Lines	87.0%
2	EY - Etihad Airways	82.4%
3	MS - Egyptair	77.8%
4	5X - UPS Airlines	77.3%
5	EK - Emirates	76.0%
6	KL - KLM	69.6%
7	CX - Cathay Pacific	33.3%
8	TK - THY - Turkish Airlines	7.1%
9	BA - IAG - British Airways	0.0%
10	SV - Saudi Arabian Airlines	0.0%

Top FF Groups by eAWB penetration (from top 20 by volume)		
Rank	FF Group	eAWB Penetration %
1	AL KUNAIBY SHIPPING AGENCIES	95.0%
2	MS - EGYPTAIR	94.1%
3	OMEIR TRAVEL AGENCY	92.1%
4	SCHENKER	91.4%
5	ABU DHABI AIRPORT SRVCS	91.3%
6	MOHAMED AL KATHERI CARGO	90.8%
7	RAJAB CARGO SERVICES	89.5%
8	MICCO - MAZROUI INTL CARGO CO	85.7%
9	DEVCON	84.5%
10	AGILITY	84.1%

MeA and eAWB status at airport					
Who	Count	Signed MeA	%	Does eAWB	%
Airlines	10	10	100.0%	7	70.0%
FF Groups	40	17	42.5%	31	77.5%

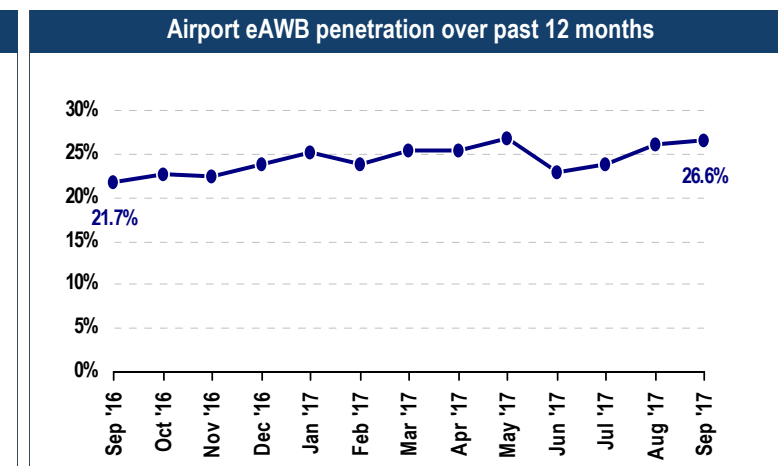


eAWB Airport Overview - September 2017

AIRPORT	CITY	COUNTRY	REGION	MP4 / MC99	SOP
BCN - Airport	BCN - Barcelona	ES - Spain and Canary Islands	EUR - Europe	Both	

Volume	
	(e)AWB
Total AWB	10,642
eAWB Network	7,163
eAWB Actual	1,908
eAWB Potential	5,255

eAWB penetration and change vs previous month		
	eAWB penetration %	Change p.p.
Airport	26.6%	+0.5 p.p.
Spain and Canary Islands	36.7%	+1.5 p.p.
Europe	39.8%	+0.2 p.p.



Top Airlines by eAWB penetration		
Rank	Airline	eAWB Penetration %
1	KE - Korean Air	77.6%
2	UA - United Airlines	72.1%
3	QR - Qatar Airways	48.4%
4	AA - American Airlines	36.7%
5	AF - Air France	34.7%
6	KL - KLM	33.9%
7	AC - Air Canada	33.0%
8	DL - Delta Air Lines	30.0%
9	SV - Saudi Arabian Airlines	28.0%
10	5X - UPS Airlines	26.1%

Top FF Groups by eAWB penetration (from top 20 by volume)		
Rank	FF Group	eAWB Penetration %
1	FLF - FASHION LOGISTIC FORWARDERS (INDITEX)	94.6%
2	PANALPINA	70.9%
3	EXPEDITORS GROUP	65.8%
4	SCHENKER	61.5%
5	NIPPON EXPRESS	59.5%
6	CEVA GROUP	56.8%
7	DSV AIR & SEA	56.1%
8	ROHLIG	40.5%
9	HELLMANN WORLDWIDE LOGISTICS	39.0%
10	DPF - DHL GLOBAL FORWARD FORWARDING	32.9%

MeA and eAWB status at airport					
Who	Count	Signed MeA	%	Does eAWB	%
Airlines	59	40	67.8%	20	33.9%
FF Groups	157	64	40.8%	62	39.5%

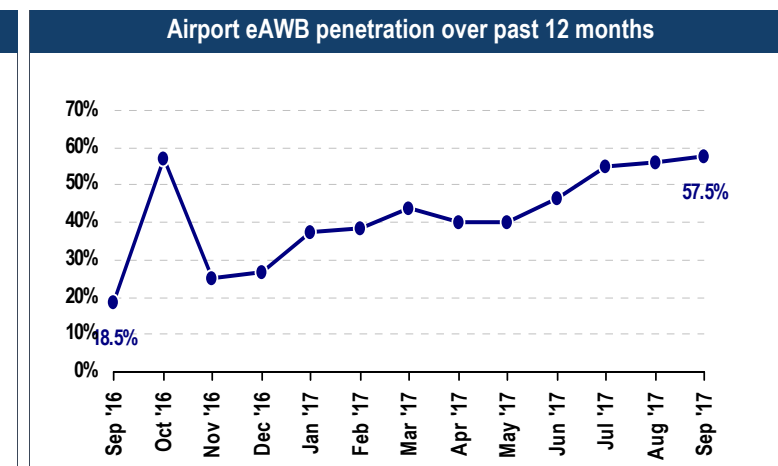
eAWB Airport Overview - September 2017



AIRPORT	CITY	COUNTRY	REGION	MP4 / MC99	SOP
BJS - Beijing	BJS - Beijing	CN - People's Republic of China	NASIA - South East Asia	MC99	

Volume	(e)AWB
Total AWB	36,298
eAWB Network	29,544
eAWB Actual	16,979
eAWB Potential	12,565

eAWB penetration and change vs previous month		
	eAWB penetration %	Change p.p.
Beijing	57.5%	+1.3 p.p.
People's Republic of China	52.7%	+0.4 p.p.
South East Asia	62.4%	-0.2 p.p.



Top Airlines by eAWB penetration		
Rank	Airline	eAWB Penetration %
1	DL - Delta Air Lines	95.4%
2	CX - Cathay Pacific	94.6%
3	SQ - SIA Cargo	90.6%
4	AF - Air France	76.4%
5	LH - Lufthansa Cargo	76.3%
6	CA - Air China	76.2%
7	KL - KLM	72.5%
8	KE - Korean Air	69.9%
9	UA - United Airlines	44.5%
10	5X - UPS Airlines	43.7%

Top FF Groups by eAWB penetration (from top 20 by volume)		
Rank	FF Group	eAWB Penetration %
1	APEX LOGS INTL	94.1%
2	SHENZHEN ANDASHUN INTL LOGS	91.6%
3	BEIJING YICHENGGUOJI	89.3%
4	E-CHAINS INTL LOGS	87.1%
5	TNT EXPRESS	86.4%
6	LIANBOXIANGRUI BEIJING INTL	84.0%
7	DAMCO LOGS	77.3%
8	BEIJING TENGCHANG INTL TRANSPORTATION	59.3%
9	JUST RIGHT INTL LOGISTICS	54.7%
10	HARMONY SHIPPING & FORWARDING	52.3%

MeA and eAWB status at airport					
Who	Count	Signed MeA	%	Does eAWB	%
Airlines	36	32	88.9%	13	36.1%
FF Groups	115	62	53.9%	70	60.9%

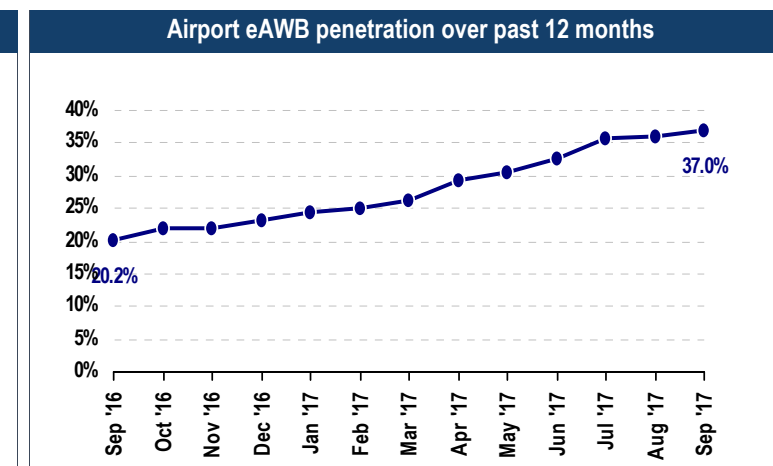
eAWB Airport Overview - September 2017



AIRPORT	CITY	COUNTRY	REGION	MP4 / MC99	SOP
BKK - Bangkok Int'l	BKK - Bangkok	TH - Thailand	ASPAC - South East Asia	NONE	

Volume	(e)AWB
Total AWB	37,048
eAWB Network	19,807
eAWB Actual	7,327
eAWB Potential	12,480

eAWB penetration and change vs previous month		
	eAWB penetration %	Change p.p.
Bangkok Int'l	37.0%	+1.0 p.p.
Thailand	36.7%	+0.9 p.p.
South East Asia	52.3%	+1.1 p.p.



Top Airlines by eAWB penetration		
Rank	Airline	eAWB Penetration %
1	QR - Qatar Airways	94.9%
2	UA - United Airlines	89.0%
3	KL - KLM	71.1%
4	BA - IAG - British Airways	67.8%
5	DL - Delta Air Lines	66.7%
6	CX - Cathay Pacific	60.5%
7	LH - Lufthansa Cargo	52.0%
8	AF - Air France	48.4%
9	LX - SWISS	45.6%
10	EY - Etihad Airways	40.6%

Top FF Groups by eAWB penetration (from top 20 by volume)		
Rank	FF Group	eAWB Penetration %
1	AGILITY	92.0%
2	DGF - DHL GLOBAL FORWARD FORWARDING	86.1%
3	ASIA OVERNIGHT THAILAND	83.3%
4	CEVA GROUP	71.6%
5	EXPEDITORS GROUP	71.3%
6	PANALPINA	69.5%
7	UPS - UNITED PARCEL SERVICE	57.8%
8	NNR GLOBAL LOGISTICS	56.4%
9	MULTI AIR SERVICES	55.9%
10	KWE - KINTETSU WORLD EXPRESS	48.2%

MeA and eAWB status at airport					
Who	Count	Signed MeA	%	Does eAWB	%
Airlines	34	33	97.1%	18	52.9%
FF Groups	111	67	60.4%	58	52.3%

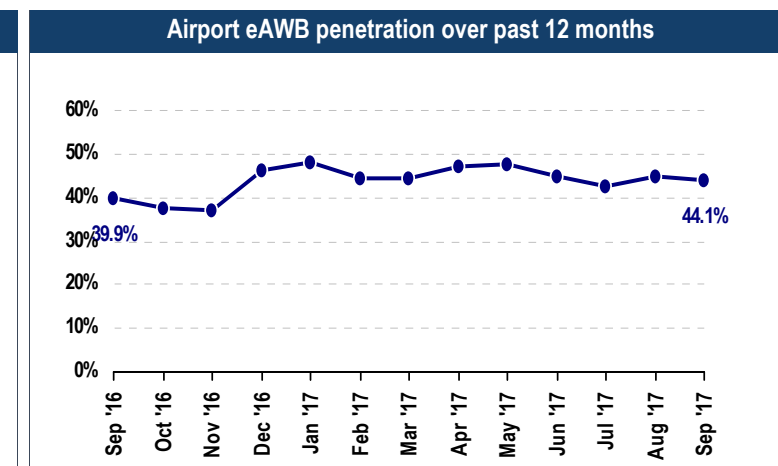
eAWB Airport Overview - September 2017



AIRPORT	CITY	COUNTRY	REGION	MP4 / MC99	SOP
BLL - Billund	BLL - Billund	DK - Denmark	EUR - Europe	Both	

Volume	
	(e)AWB
Total AWB	5,099
eAWB Network	3,587
eAWB Actual	1,581
eAWB Potential	2,006

eAWB penetration and change vs previous month		
	eAWB penetration %	Change p.p.
Billund	44.1%	-1.0 p.p.
Denmark	38.8%	-0.3 p.p.
Europe	39.8%	+0.2 p.p.



Top Airlines by eAWB penetration		
Rank	Airline	eAWB Penetration %
1	UA - United Airlines	91.8%
2	QR - Qatar Airways	90.1%
3	DL - Delta Air Lines	86.5%
4	KL - KLM	83.5%
5	AF - Air France	77.5%
6	AA - American Airlines	66.7%
7	KE - Korean Air	64.0%
8	5X - UPS Airlines	50.0%
9	LH - Lufthansa Cargo	48.7%
10	EK - Emirates	37.9%

Top FF Groups by eAWB penetration (from top 20 by volume)		
Rank	FF Group	eAWB Penetration %
1	SCHENKER	70.0%
2	DSV AIR & SEA	62.6%
3	ROHLIG	58.3%
4	EXPEDITORS GROUP	56.3%
5	DGF - DHL GLOBAL FORWARD FORWARDING	55.6%
6	GEODIS / WILSON GROUP	52.6%
7	SCAN GLOBAL LOGISTIC	47.8%
8	LEMAN INTL SYSTEM TRANSPORT	46.0%
9	STRAIT AIR TRSPT	42.6%
10	BLUE WATER SHIPPING	37.7%

MeA and eAWB status at airport					
Who	Count	Signed MeA	%	Does eAWB	%
Airlines	43	40	93.0%	15	34.9%
FF Groups	46	38	82.6%	36	78.3%

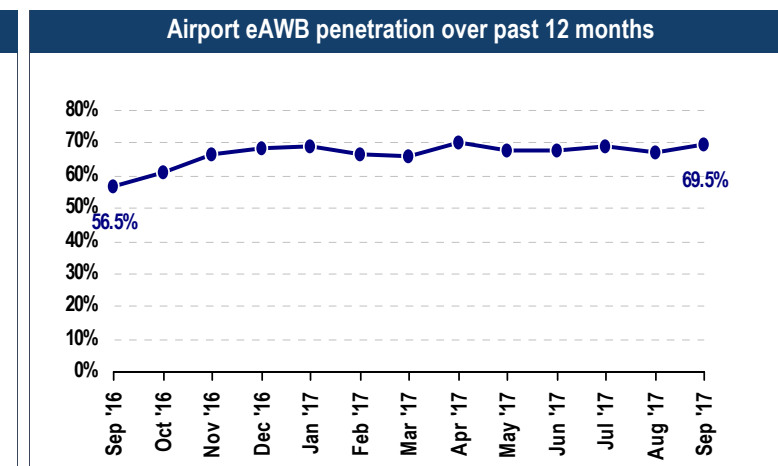
eAWB Airport Overview - September 2017



AIRPORT	CITY	COUNTRY	REGION	MP4 / MC99	SOP
BLR - Hindustan	BLR - Bengaluru	IN - India	ASPAC - South Asian Subcontinent	MC99	

Volume	(e)AWB
Total AWB	8,254
eAWB Network	7,550
eAWB Actual	5,247
eAWB Potential	2,303

eAWB penetration and change vs previous month		
	eAWB penetration %	Change p.p.
Hindustan	69.5%	+2.4 p.p.
India	57.3%	-0.4 p.p.
South Asian Subcontinent	52.3%	+1.1 p.p.



Top Airlines by eAWB penetration		
Rank	Airline	eAWB Penetration %
1	CX - Cathay Pacific	98.4%
2	BA - IAG - British Airways	89.0%
3	QR - Qatar Airways	88.0%
4	SQ - SIA Cargo	85.6%
5	EK - Emirates	67.8%
6	5X - UPS Airlines	66.7%
7	AF - Air France	55.5%
8	LH - Lufthansa Cargo	48.8%
9	DL - Delta Air Lines	21.6%
10	MH - Malaysia Airlines	8.6%

Top FF Groups by eAWB penetration (from top 20 by volume)		
Rank	FF Group	eAWB Penetration %
1	DHL EXPRESS	97.8%
2	DSV AIR & SEA	95.0%
3	SCHENKER	94.5%
4	EXPEDITORS GROUP	94.4%
5	PANALPINA	89.4%
6	SKYWAYS AIR SERVICES	89.2%
7	KWE - KINTETSU WORLD EXPRESS	88.7%
8	JET FREIGHT LOGISTICS	87.5%
9	UPS - UNITED PARCEL SERVICE	84.1%
10	BOLLORE	82.6%

MeA and eAWB status at airport					
Who	Count	Signed MeA	%	Does eAWB	%
Airlines	20	20	100.0%	12	60.0%
FF Groups	109	83	76.1%	83	76.1%

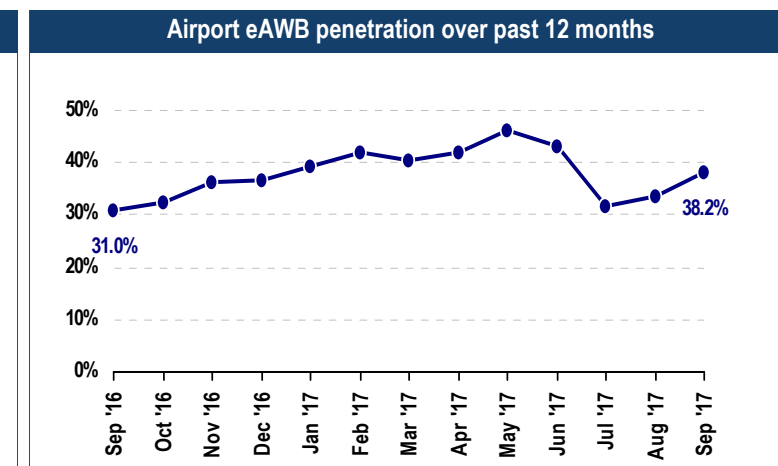
eAWB Airport Overview - September 2017



AIRPORT	CITY	COUNTRY	REGION	MP4 / MC99	SOP
BNE - Brisbane Int'l	BNE - Brisbane	AU - Australia	ASPAC - South West Pacific	Both	Yes

Volume	(e)AWB
Total AWB	5,621
eAWB Network	3,503
eAWB Actual	1,337
eAWB Potential	2,166

eAWB penetration and change vs previous month		
	eAWB penetration %	Change p.p.
Brisbane Int'l	38.2%	+4.6 p.p.
Australia	43.4%	+3.5 p.p.
South West Pacific	52.3%	+1.1 p.p.



Top Airlines by eAWB penetration		
Rank	Airline	eAWB Penetration %
1	UA - United Airlines	96.9%
2	CX - Cathay Pacific	85.0%
3	AA - American Airlines	80.0%
4	DL - Delta Air Lines	75.7%
5	EY - Etihad Airways	71.5%
6	SQ - SIA Cargo	52.5%
7	SV - Saudi Arabian Airlines	50.0%
8	KE - Korean Air	46.9%
9	5X - UPS Airlines	44.8%
10	AC - Air Canada	23.4%

Top FF Groups by eAWB penetration (from top 20 by volume)		
Rank	FF Group	eAWB Penetration %
1	WORLD COURIER	85.9%
2	TNT EXPRESS	80.0%
3	UPS - UNITED PARCEL SERVICE	67.3%
4	CT FREIGHT	58.0%
5	SCHENKER	57.7%
6	VISION INTERNATIONAL FORWARDING	55.3%
7	AIR MENZIES INTL	47.7%
8	DSV AIR & SEA	42.9%
9	HELLMANN WORLDWIDE LOGISTICS	41.8%
10	AGS WORLD TRANSPORT	38.5%

MeA and eAWB status at airport					
Who	Count	Signed MeA	%	Does eAWB	%
Airlines	38	29	76.3%	14	36.8%
FF Groups	93	73	78.5%	54	58.1%

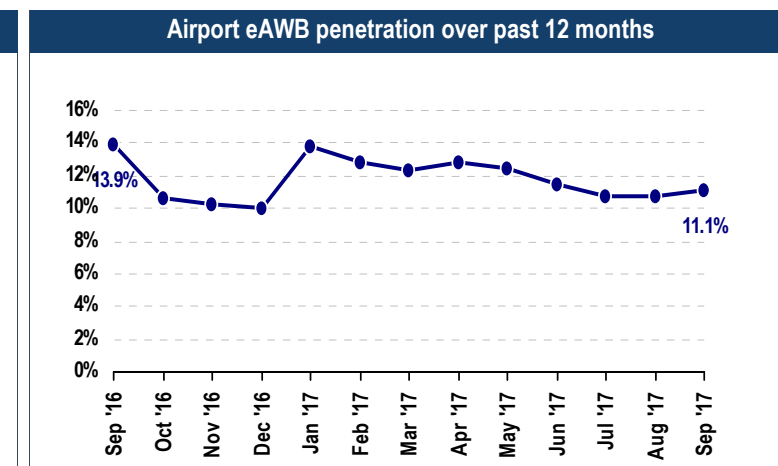
eAWB Airport Overview - September 2017



AIRPORT	CITY	COUNTRY	REGION	MP4 / MC99	SOP
BOG - Eldorado	BOG - Bogota	CO - Colombia	AMERS - South America	Both	Yes

Volume	(e)AWB
Total AWB	9,630
eAWB Network	8,122
eAWB Actual	904
eAWB Potential	7,218

eAWB penetration and change vs previous month		
	eAWB penetration %	Change p.p.
Eldorado	11.1%	+0.4 p.p.
Colombia	13.2%	+0.6 p.p.
South America	45.8%	-0.2 p.p.



Top Airlines by eAWB penetration		
Rank	Airline	eAWB Penetration %
1	IB - IAG - IBERIA	23.1%
2	DL - Delta Air Lines	19.8%
3	5X - UPS Airlines	17.3%
4	AV - AVIANCA	16.4%
5	LA - LAN Airlines	14.7%
6	UA - United Airlines	9.4%
7	KL - KLM	6.8%
8	AF - Air France	5.6%
9	AA - American Airlines	5.2%
10	LH - Lufthansa Cargo	0.0%

Top FF Groups by eAWB penetration (from top 20 by volume)		
Rank	FF Group	eAWB Penetration %
1	EXPORTINTER - EXPORTACIONES INTL DE CARGA	98.6%
2	PANALPINA	35.7%
3	DGF - DHL GLOBAL FORWARD FORWARDING	27.5%
4	REAL CARGA	20.7%
5	CARGOMASTER	7.7%
6	KUEHNE + NAGEL	1.8%
7	CARGEX	1.1%
8	CHAMPION AIR CARGO	0.0%
9	CARGO MASTER	0.0%
10	CARGO LOGISTIC SYSTEMS	0.0%

MeA and eAWB status at airport					
Who	Count	Signed MeA	%	Does eAWB	%
Airlines	29	24	82.8%	9	31.0%
FF Groups	92	55	59.8%	13	14.1%

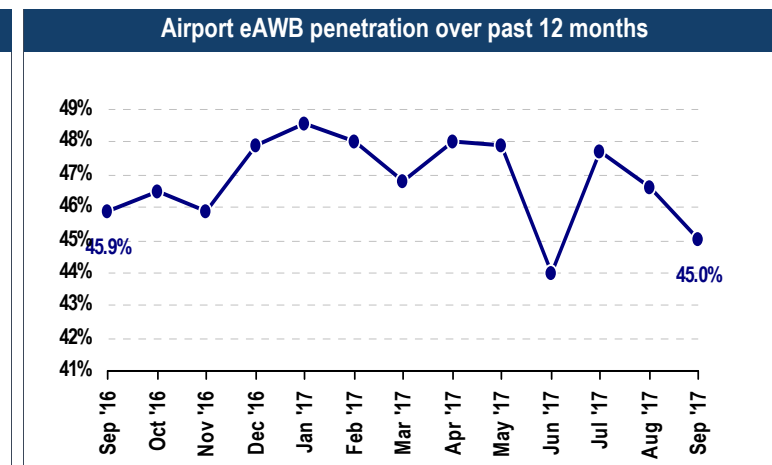


eAWB Airport Overview - September 2017

AIRPORT	CITY	COUNTRY	REGION	MP4 / MC99	SOP
BOM - Chhatrapati Shivaji	BOM - Mumbai	IN - India	ASPAC - South Asian Subcontinent	MC99	Yes

Volume	(e)AWB
Total AWB	23,382
eAWB Network	18,513
eAWB Actual	8,331
eAWB Potential	10,182

eAWB penetration and change vs previous month		
	eAWB penetration %	Change p.p.
Chhatrapati Shivaji	45.0%	-1.6 p.p.
India	57.3%	-0.4 p.p.
South Asian Subcontinent	52.3%	+1.1 p.p.



Top Airlines by eAWB penetration		
Rank	Airline	eAWB Penetration %
1	QR - Qatar Airways	97.8%
2	CX - Cathay Pacific	92.3%
3	SQ - SIA Cargo	87.5%
4	BA - IAG - British Airways	83.3%
5	AF - Air France	69.9%
6	LH - Lufthansa Cargo	69.4%
7	KL - KLM	66.7%
8	5X - UPS Airlines	44.6%
9	DL - Delta Air Lines	29.5%
10	TK - THY - Turkish Airlines	21.6%

Top FF Groups by eAWB penetration (from top 20 by volume)		
Rank	FF Group	eAWB Penetration %
1	SCHENKER	88.0%
2	PENTA FREIGHT	81.8%
3	TNT	68.7%
4	SKYWAYS AIR SERVICES	68.6%
5	AGILITY	68.5%
6	EXPEDITORS GROUP	65.2%
7	DHL EXPRESS	65.1%
8	DGF - DHL GLOBAL FORWARD FORWARDING	61.4%
9	MAGNUM CARGO	60.2%
10	SKYLINK FREIGHT FORWARDERS	48.5%

MeA and eAWB status at airport					
Who	Count	Signed MeA	%	Does eAWB	%
Airlines	28	27	96.4%	18	64.3%
FF Groups	184	109	59.2%	129	70.1%

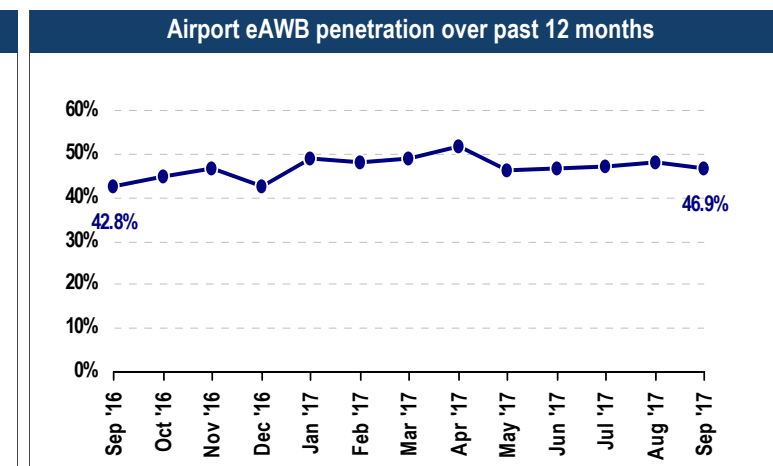
eAWB Airport Overview - September 2017



AIRPORT	CITY	COUNTRY	REGION	MP4 / MC99	SOP
BOS - Logan International	BOS - Boston	US - USA	AMERS - North America	Both	Yes

Volume	(e)AWB
Total AWB	9,995
eAWB Network	5,477
eAWB Actual	2,569
eAWB Potential	2,908

eAWB penetration and change vs previous month		
	eAWB penetration %	Change p.p.
Logan International	46.9%	-1.0 p.p.
USA	44.3%	0.0 p.p.
North America	45.8%	-0.2 p.p.



Top Airlines by eAWB penetration		
Rank	Airline	eAWB Penetration %
1	DL - Delta Air Lines	71.6%
2	UA - United Airlines	57.4%
3	AA - American Airlines	56.4%
4	QR - Qatar Airways	55.1%
5	SK - SAS	54.2%
6	AC - Air Canada	52.1%
7	AF - Air France	50.0%
8	BA - IAG - British Airways	48.2%
9	CI - China Airlines	48.1%
10	LH - Lufthansa Cargo	45.4%

Top FF Groups by eAWB penetration (from top 20 by volume)		
Rank	FF Group	eAWB Penetration %
1	KWE - KINTETSU WORLD EXPRESS	93.3%
2	DSV AIR & SEA	89.6%
3	EXPEDITORS GROUP	87.7%
4	KUEHNE + NAGEL	86.6%
5	SCHENKER	83.2%
6	WORLDWIDE PERISHABLES ENTERPRISES	77.7%
7	DGF - DHL GLOBAL FORWARD FORWARDING	75.0%
8	BOLLORE	56.2%
9	TRANSGROUP INTERNATIONAL (D/B/A)	54.1%
10	DACHSER	50.5%

MeA and eAWB status at airport					
Who	Count	Signed MeA	%	Does eAWB	%
Airlines	58	45	77.6%	19	32.8%
FF Groups	244	142	58.2%	84	34.4%

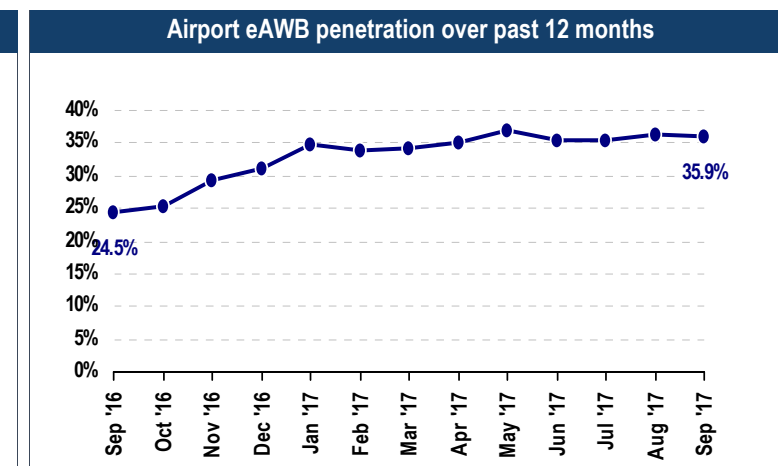
eAWB Airport Overview - September 2017



AIRPORT	CITY	COUNTRY	REGION	MP4 / MC99	SOP
BRU - National	BRU - Brussels	BE - Belgium	EUR - Europe	Both	Yes

Volume	
	(e)AWB
Total AWB	23,719
eAWB Network	16,190
eAWB Actual	5,809
eAWB Potential	10,381

eAWB penetration and change vs previous month		
	eAWB penetration %	Change p.p.
National	35.9%	-0.5 p.p.
Belgium	35.2%	-0.4 p.p.
Europe	39.8%	+0.2 p.p.



Top Airlines by eAWB penetration		
Rank	Airline	eAWB Penetration %
1	UA - United Airlines	94.0%
2	BA - IAG - British Airways	72.1%
3	KL - KLM	70.5%
4	AF - Air France	69.8%
5	KE - Korean Air	68.0%
6	DL - Delta Air Lines	66.3%
7	QR - Qatar Airways	65.7%
8	SV - Saudi Arabian Airlines	51.2%
9	IB - IAG - IBERIA	42.3%
10	CI - China Airlines	41.7%

Top FF Groups by eAWB penetration (from top 20 by volume)		
Rank	FF Group	eAWB Penetration %
1	BRINK'S GLOBAL SERVICES	94.8%
2	EXPEDITORS GROUP	82.5%
3	GEODIS / WILSON GROUP	78.8%
4	CEVA GROUP	67.5%
5	SCHENKER	67.4%
6	PANALPINA	57.5%
7	RHENUS AIR	54.1%
8	NIPPON EXPRESS	48.6%
9	DSV AIR & SEA	38.7%
10	DGF - DHL GLOBAL FORWARD FORWARDING	37.2%

MeA and eAWB status at airport					
Who	Count	Signed MeA	%	Does eAWB	%
Airlines	69	50	72.5%	24	34.8%
FF Groups	105	62	59.0%	61	58.1%

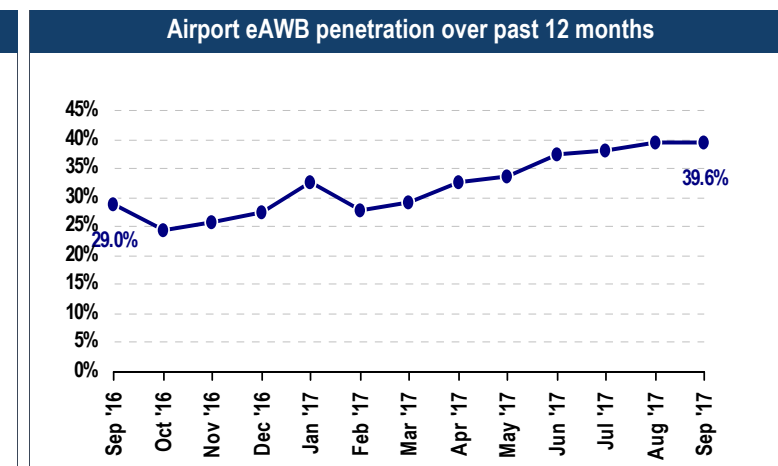
eAWB Airport Overview - September 2017



AIRPORT	CITY	COUNTRY	REGION	MP4 / MC99	SOP
BSL - EuroAirport Swiss	EAP - Basel/Mulhouse	CH - Switzerland	EUR - Europe	Both	Yes

Volume	(e)AWB
Total AWB	5,968
eAWB Network	5,035
eAWB Actual	1,993
eAWB Potential	3,042

eAWB penetration and change vs previous month		
	eAWB penetration %	Change p.p.
EuroAirport Swiss	39.6%	+0.2 p.p.
Switzerland	32.5%	+0.4 p.p.
Europe	39.8%	+0.2 p.p.



Top Airlines by eAWB penetration		
Rank	Airline	eAWB Penetration %
1	AC - Air Canada	94.4%
2	UA - United Airlines	66.7%
3	QR - Qatar Airways	64.1%
4	KE - Korean Air	58.8%
5	DL - Delta Air Lines	57.9%
6	KL - KLM	49.2%
7	SQ - SIA Cargo	47.2%
8	LX - SWISS	45.7%
9	5X - UPS Airlines	40.9%
10	AF - Air France	38.7%

Top FF Groups by eAWB penetration (from top 20 by volume)		
Rank	FF Group	eAWB Penetration %
1	PANALPINA	91.0%
2	SCHENKER	64.6%
3	CEVA GROUP	63.6%
4	DGF - DHL GLOBAL FORWARD FORWARDING	52.7%
5	GONDRAND	50.0%
6	AGILITY	46.3%
7	WORLD COURIER	41.2%
8	LAMPRECHT TRANSPORT	24.7%
9	STRECK TRSPT	18.9%
10	KUEHNE + NAGEL	16.7%

MeA and eAWB status at airport					
Who	Count	Signed MeA	%	Does eAWB	%
Airlines	43	34	79.1%	17	39.5%
FF Groups	48	30	62.5%	23	47.9%

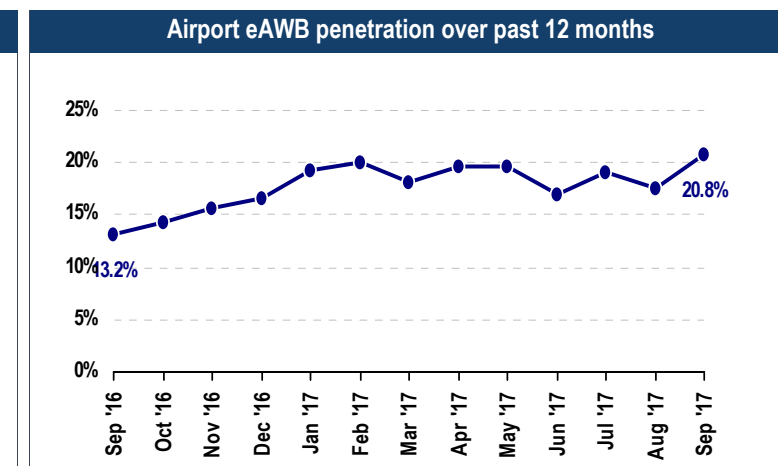
eAWB Airport Overview - September 2017



AIRPORT	CITY	COUNTRY	REGION	MP4 / MC99	SOP
BUD - Ferihegy	BUD - Budapest	HU - Hungary	EUR - Europe	Both	

Volume	
	(e)AWB
Total AWB	5,465
eAWB Network	4,479
eAWB Actual	933
eAWB Potential	3,546

eAWB penetration and change vs previous month		
	eAWB penetration %	Change p.p.
Ferihegy	20.8%	+3.2 p.p.
Hungary	20.8%	+3.2 p.p.
Europe	39.8%	+0.2 p.p.



Top Airlines by eAWB penetration		
Rank	Airline	eAWB Penetration %
1	DL - Delta Air Lines	79.2%
2	QR - Qatar Airways	65.5%
3	AC - Air Canada	40.0%
4	AA - American Airlines	36.4%
5	BA - IAG - British Airways	33.7%
6	5X - UPS Airlines	33.3%
7	AF - Air France	28.1%
8	KE - Korean Air	28.0%
9	KL - KLM	24.3%
10	SV - Saudi Arabian Airlines	21.4%

Top FF Groups by eAWB penetration (from top 20 by volume)		
Rank	FF Group	eAWB Penetration %
1	SCHENKER	69.1%
2	PANALPINA	63.9%
3	DSV AIR & SEA	55.9%
4	HELLMANN WORLDWIDE LOGISTICS	52.2%
5	NIPPON EXPRESS	42.7%
6	UPS - UNITED PARCEL SERVICE	30.9%
7	CARGO PARTNER	30.6%
8	EXPEDITORS GROUP	26.7%
9	AGILITY	25.8%
10	KUEHNE + NAGEL	24.4%

MeA and eAWB status at airport					
Who	Count	Signed MeA	%	Does eAWB	%
Airlines	30	26	86.7%	14	46.7%
FF Groups	57	38	66.7%	24	42.1%

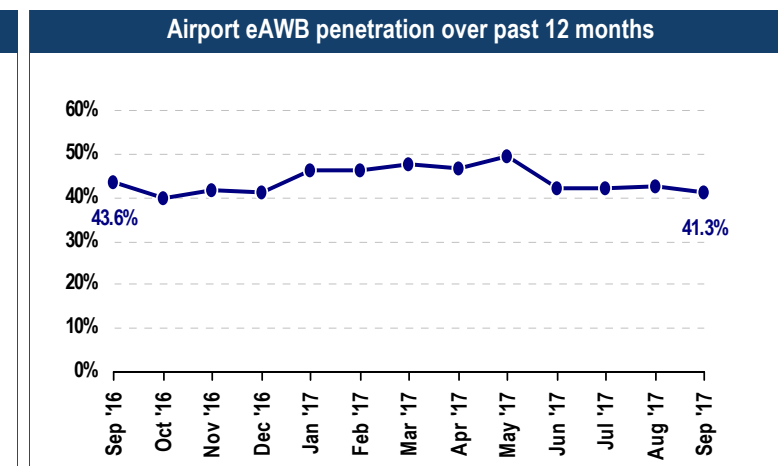
eAWB Airport Overview - September 2017



AIRPORT	CITY	COUNTRY	REGION	MP4 / MC99	SOP
CAI - Cairo Int'l	CAI - Cairo	EG - Egypt	MIDEAST - Middle East	Both	

Volume	(e)AWB
Total AWB	8,055
eAWB Network	6,789
eAWB Actual	2,801
eAWB Potential	3,988

eAWB penetration and change vs previous month		
	eAWB penetration %	Change p.p.
Cairo Int'l	41.3%	-1.1 p.p.
Egypt	41.7%	-1.1 p.p.
Middle East	72.8%	+0.8 p.p.



Top Airlines by eAWB penetration		
Rank	Airline	eAWB Penetration %
1	MS - Egyptair	61.7%
2	5X - UPS Airlines	41.1%
3	KL - KLM	38.2%
4	SV - Saudi Arabian Airlines	34.0%
5	AF - Air France	20.5%
6	ET - Ethiopian Airlines	4.1%
7	EK - Emirates	0.1%
8	BA - IAG - British Airways	0.0%
9	LH - Lufthansa Cargo	0.0%
10	LX - SWISS	0.0%

Top FF Groups by eAWB penetration (from top 20 by volume)		
Rank	FF Group	eAWB Penetration %
1	MS - EGYPTAIR	92.4%
2	DHL INTERNATIONAL	69.9%
3	AL HODA AIR CARGO	68.8%
4	BAROUN MISR FOR CARGO	67.4%
5	TAG AIR CARGO SRVCS	57.8%
6	TABA FOR CARGO & TRADING	50.0%
7	BON VOYAGE	47.2%
8	DGL INTERNATIONAL	35.4%
9	TRI-STAR CARGO SYSTEM	32.5%
10	DGF - DHL GLOBAL FORWARD FORWARDING	32.4%

MeA and eAWB status at airport					
Who	Count	Signed MeA	%	Does eAWB	%
Airlines	14	14	100.0%	6	42.9%
FF Groups	76	20	26.3%	60	78.9%

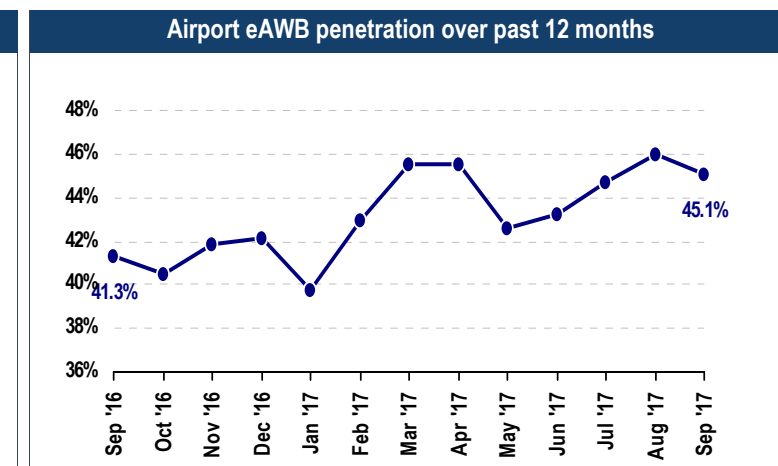
eAWB Airport Overview - September 2017



AIRPORT	CITY	COUNTRY	REGION	MP4 / MC99	SOP
CAN - Baiyun	CAN - Guangzhou	CN - People's Republic of China	NASIA - South East Asia	MC99	Yes

Volume	
	(e)AWB
Total AWB	29,361
eAWB Network	24,502
eAWB Actual	11,049
eAWB Potential	13,453

eAWB penetration and change vs previous month		
	eAWB penetration %	Change p.p.
Baiyun	45.1%	-0.9 p.p.
People's Republic of China	52.7%	+0.4 p.p.
South East Asia	62.4%	-0.2 p.p.



Top Airlines by eAWB penetration		
Rank	Airline	eAWB Penetration %
1	AF - Air France	94.2%
2	LH - Lufthansa Cargo	93.4%
3	SQ - SIA Cargo	90.4%
4	CI - China Airlines	80.8%
5	QR - Qatar Airways	78.3%
6	SV - Saudi Arabian Airlines	71.8%
7	CZ - China Southern Airlines	60.5%
8	KE - Korean Air	50.4%
9	5X - UPS Airlines	45.6%
10	BR - EVA Air	40.4%

Top FF Groups by eAWB penetration (from top 20 by volume)		
Rank	FF Group	eAWB Penetration %
1	S GROUP LOGISTICS	100.0%
2	DGF - DHL GLOBAL FORWARD FORWARDING	81.4%
3	AWOT GLOBAL LOGISTICS	75.8%
4	E-CARGOWAY LOGISTICS	63.4%
5	WTD - WEST TRUE DRAGON	63.4%
6	DONGNAM LOGISTICS INDIA	54.6%
7	BEST SERVICES INTL FREIGHT	48.8%
8	GUANGZHOU R & T TRANSPORTATION	43.3%
9	CTS INTL TRANSPORTATION	42.0%
10	GUANGZHOU HAYONEX LOGS	36.6%

MeA and eAWB status at airport					
Who	Count	Signed MeA	%	Does eAWB	%
Airlines	33	29	87.9%	12	36.4%
FF Groups	96	54	56.3%	49	51.0%

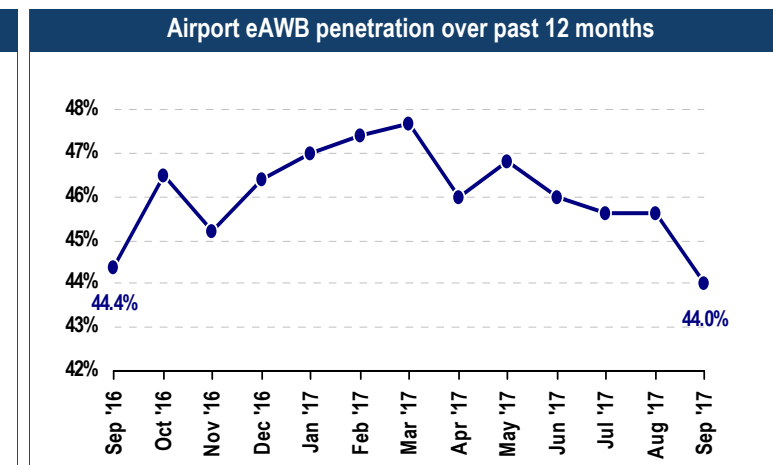
eAWB Airport Overview - September 2017



AIRPORT	CITY	COUNTRY	REGION	MP4 / MC99	SOP
CDG - Charles De Gaulle	PAR - Paris	FR - France	EUR - Europe	MC99	Yes

Volume	(e)AWB
Total AWB	48,662
eAWB Network	36,430
eAWB Actual	16,035
eAWB Potential	20,395

eAWB penetration and change vs previous month		
	eAWB penetration %	Change p.p.
Charles De Gaulle	44.0%	-1.6 p.p.
France	42.4%	-0.9 p.p.
Europe	39.8%	+0.2 p.p.



Top Airlines by eAWB penetration		
Rank	Airline	eAWB Penetration %
1	KE - Korean Air	72.4%
2	KL - KLM	65.7%
3	AF - Air France	65.4%
4	UA - United Airlines	65.3%
5	DL - Delta Air Lines	61.7%
6	QR - Qatar Airways	61.6%
7	AA - American Airlines	56.1%
8	SV - Saudi Arabian Airlines	44.5%
9	5X - UPS Airlines	42.1%
10	BR - EVA Air	33.6%

Top FF Groups by eAWB penetration (from top 20 by volume)		
Rank	FF Group	eAWB Penetration %
1	AF - AIR FRANCE	100.0%
2	EXPEDITORS GROUP	81.9%
3	SCHENKER	79.3%
4	UPS - UNITED PARCEL SERVICE	77.3%
5	GEODIS / WILSON GROUP	72.4%
6	PANALPINA	62.9%
7	BOLLORE	59.5%
8	DGF - DHL GLOBAL FORWARD FORWARDING	59.2%
9	GEFCO	57.2%
10	NORBERT DENTRESSANGLE OVERSEAS	48.9%

MeA and eAWB status at airport					
Who	Count	Signed MeA	%	Does eAWB	%
Airlines	97	54	55.7%	28	28.9%
FF Groups	226	108	47.8%	95	42.0%

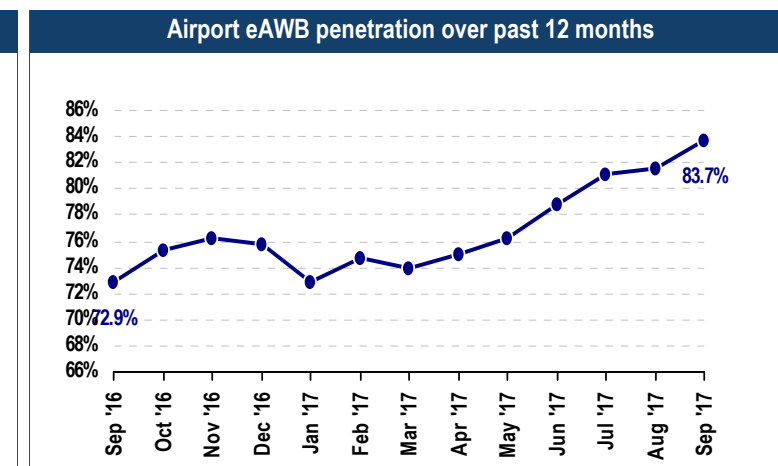
eAWB Airport Overview - September 2017



AIRPORT	CITY	COUNTRY	REGION	MP4 / MC99	SOP
CMB - Bandaranayake Int'l	CMB - Colombo	LK - Sri Lanka	ASPAC - South Asian Subcontinent	NONE	

Volume	(e)AWB
Total AWB	8,264
eAWB Network	6,181
eAWB Actual	5,173
eAWB Potential	1,008

eAWB penetration and change vs previous month		
	eAWB penetration %	Change p.p.
Bandaranayake Int'l	83.7%	+2.2 p.p.
Sri Lanka	83.7%	+2.2 p.p.
South Asian Subcontinent	52.3%	+1.1 p.p.



Top Airlines by eAWB penetration		
Rank	Airline	eAWB Penetration %
1	CX - Cathay Pacific	92.9%
2	QR - Qatar Airways	90.9%
3	UA - United Airlines	50.0%
4	EK - Emirates	43.0%

Top FF Groups by eAWB penetration (from top 20 by volume)		
Rank	FF Group	eAWB Penetration %
1	MIT CARGO	100.0%
2	SPEEDMARK TRANSPORTATION	100.0%
3	NIDRO SUPPLY	100.0%
4	ACE CARGO	100.0%
5	EXPEDITORS GROUP	98.2%
6	ACE INTERNATIONAL EXPRESS	96.4%
7	MOUNTAIN HAWK EXPRESS	94.9%
8	POWER FREIGHT INTL	82.6%
9	EXPOLANKA FREIGHT	81.0%
10	DHL KEELLS	72.9%

MeA and eAWB status at airport					
Who	Count	Signed MeA	%	Does eAWB	%
Airlines	14	14	100.0%	4	28.6%
FF Groups	55	30	54.5%	28	50.9%

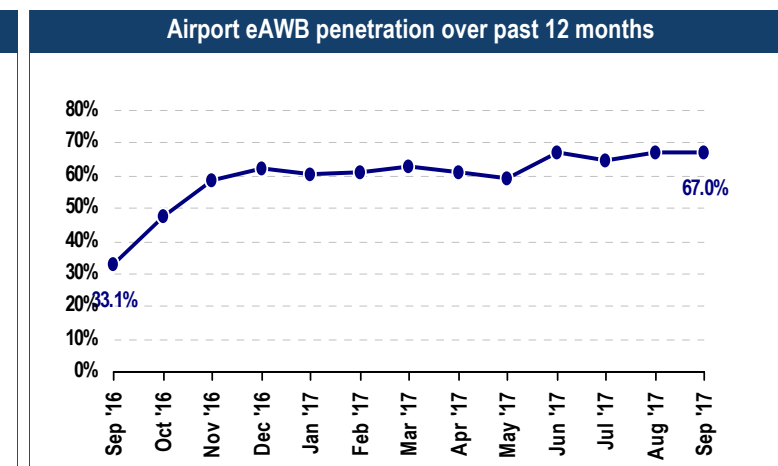
eAWB Airport Overview - September 2017



AIRPORT	CITY	COUNTRY	REGION	MP4 / MC99	SOP
COK - Kochi	COK - Kochi	IN - India	ASPAC - South Asian Subcontinent	MC99	

Volume	(e)AWB
Total AWB	2,230
eAWB Network	1,968
eAWB Actual	1,319
eAWB Potential	649

eAWB penetration and change vs previous month		
	eAWB penetration %	Change p.p.
Kochi	67.0%	+0.1 p.p.
India	57.3%	-0.4 p.p.
South Asian Subcontinent	52.3%	+1.1 p.p.



Top Airlines by eAWB penetration		
Rank	Airline	eAWB Penetration %
1	EK - Emirates	85.9%
2	QR - Qatar Airways	82.7%
3	5X - UPS Airlines	69.0%
4	CX - Cathay Pacific	55.4%
5	UA - United Airlines	43.8%
6	DL - Delta Air Lines	33.3%
7	SV - Saudi Arabian Airlines	0.4%
8	LX - SWISS	0.0%
9	ET - Ethiopian Airlines	0.0%
10	EY - Etihad Airways	0.0%

Top FF Groups by eAWB penetration (from top 20 by volume)		
Rank	FF Group	eAWB Penetration %
1	TRANSPED LOGISTICS	97.3%
2	AGILITY	93.4%
3	SINDHU CARGO SRVCS	91.2%
4	EXPEDITORS GROUP	88.8%
5	DHL EXPRESS	88.4%
6	AIRTRAVEL ENTERPRISES	87.5%
7	AKBAR EXPRESS CARGO SRVCS	79.8%
8	CONCORD FREIGHT SYSTEMS	77.8%
9	CEVA GROUP	74.4%
10	GAC LOGISTICS	74.2%

MeA and eAWB status at airport					
Who	Count	Signed MeA	%	Does eAWB	%
Airlines	14	14	100.0%	7	50.0%
FF Groups	57	42	73.7%	45	78.9%

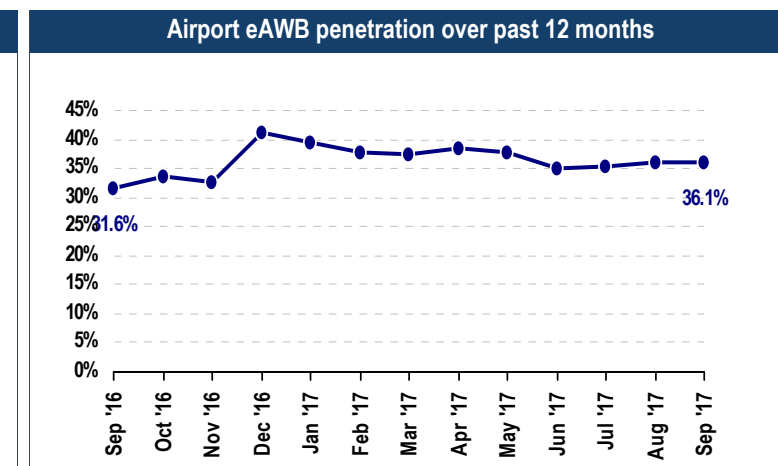
eAWB Airport Overview - September 2017



AIRPORT	CITY	COUNTRY	REGION	MP4 / MC99	SOP
CPH - Copenhagen Airport	CPH - Copenhagen	DK - Denmark	EUR - Europe	Both	Yes

Volume	(e)AWB
Total AWB	9,309
eAWB Network	6,754
eAWB Actual	2,435
eAWB Potential	4,319

eAWB penetration and change vs previous month		
	eAWB penetration %	Change p.p.
Copenhagen Airport	36.1%	+0.1 p.p.
Denmark	38.8%	-0.3 p.p.
Europe	39.8%	+0.2 p.p.



Top Airlines by eAWB penetration		
Rank	Airline	eAWB Penetration %
1	QR - Qatar Airways	94.0%
2	KE - Korean Air	86.5%
3	KL - KLM	86.0%
4	UA - United Airlines	81.8%
5	AF - Air France	72.4%
6	DL - Delta Air Lines	59.8%
7	IB - IAG - IBERIA	54.5%
8	LH - Lufthansa Cargo	43.5%
9	SQ - SIA Cargo	42.4%
10	5X - UPS Airlines	37.5%

Top FF Groups by eAWB penetration (from top 20 by volume)		
Rank	FF Group	eAWB Penetration %
1	EXPEDITORS GROUP	77.6%
2	GEODIS / WILSON GROUP	57.9%
3	DSV AIR & SEA	56.4%
4	LEMAN INTL SYSTEM TRANSPORT	46.7%
5	SCAN GLOBAL LOGISTIC	45.6%
6	STRAIT AIR TRSPT	37.8%
7	DGF - DHL GLOBAL FORWARD FORWARDING	37.0%
8	SCHENKER	35.8%
9	BLUE WATER SHIPPING	34.9%
10	WORLD COURIER	34.3%

MeA and eAWB status at airport					
Who	Count	Signed MeA	%	Does eAWB	%
Airlines	46	40	87.0%	15	32.6%
FF Groups	50	44	88.0%	36	72.0%

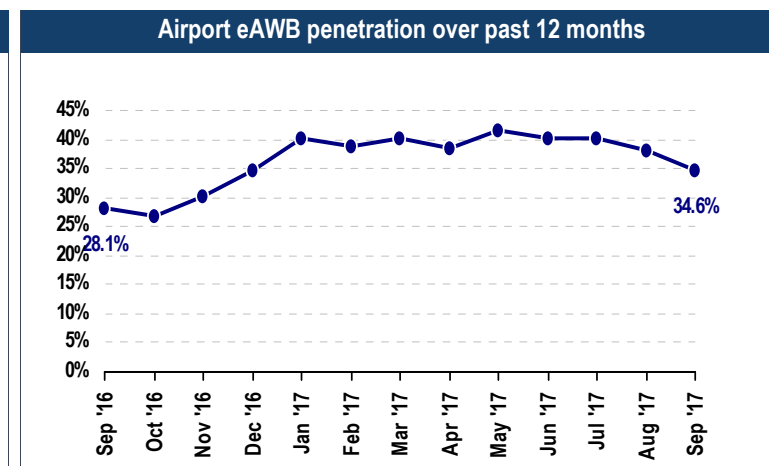
eAWB Airport Overview - September 2017



AIRPORT	CITY	COUNTRY	REGION	MP4 / MC99	SOP
CPT - Cape Town Internationa	CPT - Cape Town	ZA - South Africa	AFR - Africa	MC99	Yes

Volume	(e)AWB
Total AWB	3,108
eAWB Network	2,891
eAWB Actual	1,000
eAWB Potential	1,891

eAWB penetration and change vs previous month		
	eAWB penetration %	Change p.p.
Cape Town Internationa	34.6%	-3.7 p.p.
South Africa	56.4%	-0.8 p.p.
Africa	67.1%	-0.7 p.p.



Top Airlines by eAWB penetration		
Rank	Airline	eAWB Penetration %
1	SQ - SIA Cargo	87.4%
2	QR - Qatar Airways	75.1%
3	DL - Delta Air Lines	61.5%
4	SA - SAA - South African Airways	52.3%
5	LX - SWISS	50.0%
6	AF - Air France	50.0%
7	KL - KLM	40.9%
8	5X - UPS Airlines	36.1%
9	LH - Lufthansa Cargo	30.2%
10	KQ - Kenya Airways	25.0%

Top FF Groups by eAWB penetration (from top 20 by volume)		
Rank	FF Group	eAWB Penetration %
1	CFR FREIGHT	75.6%
2	DGF - DHL GLOBAL FORWARD FORWARDING	71.4%
3	BOLLORE	65.4%
4	AIR MENZIES INTL	61.8%
5	TRANS UNIVERSAL CONSOLRS	40.0%
6	ROEHLIG - GRINDROD	33.3%
7	UTI	32.1%
8	LOGWIN AIR + OCEAN INTL	30.8%
9	DHL INTERNATIONAL	29.3%
10	LONRHO LOGISTICS	28.6%

MeA and eAWB status at airport					
Who	Count	Signed MeA	%	Does eAWB	%
Airlines	18	18	100.0%	12	66.7%
FF Groups	72	40	55.6%	37	51.4%

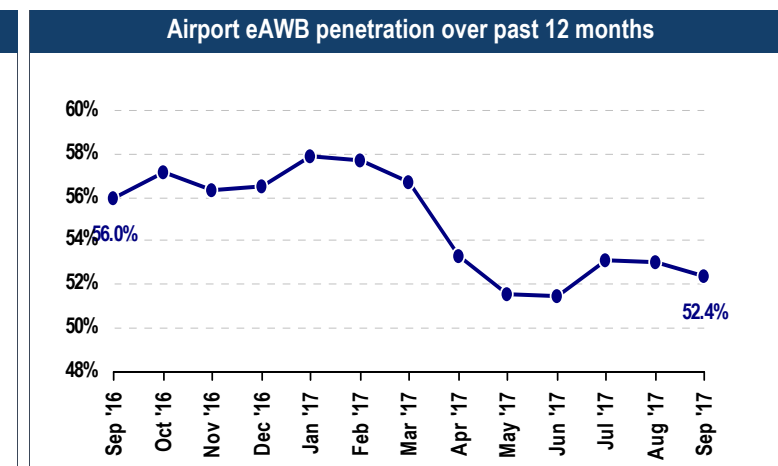
eAWB Airport Overview - September 2017



AIRPORT	CITY	COUNTRY	REGION	MP4 / MC99	SOP
DEL - Indira Gandhi Int'l	DEL - Delhi	IN - India	ASPAC - South Asian Subcontinent	MC99	Yes

Volume	
	(e)AWB
Total AWB	17,962
eAWB Network	15,733
eAWB Actual	8,249
eAWB Potential	7,484

eAWB penetration and change vs previous month		
	eAWB penetration %	Change p.p.
Indira Gandhi Int'l	52.4%	-0.6 p.p.
India	57.3%	-0.4 p.p.
South Asian Subcontinent	52.3%	+1.1 p.p.



Top Airlines by eAWB penetration		
Rank	Airline	eAWB Penetration %
1	CX - Cathay Pacific	95.5%
2	QR - Qatar Airways	95.1%
3	SQ - SIA Cargo	87.5%
4	BA - IAG - British Airways	83.9%
5	LH - Lufthansa Cargo	80.2%
6	AF - Air France	73.1%
7	5X - UPS Airlines	59.8%
8	KL - KLM	49.7%
9	EK - Emirates	48.6%
10	SV - Saudi Arabian Airlines	28.0%

Top FF Groups by eAWB penetration (from top 20 by volume)		
Rank	FF Group	eAWB Penetration %
1	DSV AIR & SEA	94.7%
2	PERFECT CARGO MOVERS	89.0%
3	AGILITY	86.3%
4	GAC LOGISTICS	86.0%
5	AMRIT SEAIR EXPRESS	83.0%
6	DHL EXPRESS	78.7%
7	SKYWAYS AIR SERVICES	74.1%
8	SA CONSULTANTS & FORWDRS	72.8%
9	SCHENKER	64.9%
10	INDAIR CARRIERS	60.2%

MeA and eAWB status at airport					
Who	Count	Signed MeA	%	Does eAWB	%
Airlines	29	28	96.6%	19	65.5%
FF Groups	156	105	67.3%	115	73.7%

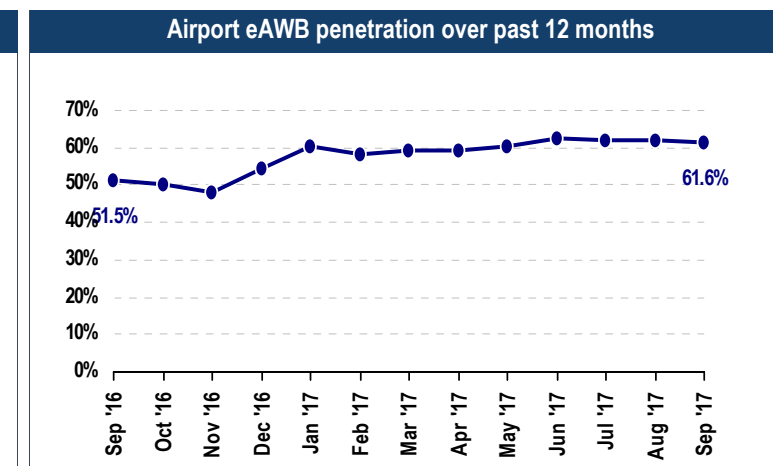
eAWB Airport Overview - September 2017



AIRPORT	CITY	COUNTRY	REGION	MP4 / MC99	SOP
DFW - Dallas/Ft Worth	DFW - Dallas/Ft Worth	US - USA	AMERS - North America	Both	Yes

Volume	(e)AWB
Total AWB	16,973
eAWB Network	15,282
eAWB Actual	9,415
eAWB Potential	5,867

eAWB penetration and change vs previous month		
	eAWB penetration %	Change p.p.
Dallas/Ft Worth	61.6%	-0.4 p.p.
USA	44.3%	0.0 p.p.
North America	45.8%	-0.2 p.p.



Top Airlines by eAWB penetration		
Rank	Airline	eAWB Penetration %
1	AA - American Airlines	90.6%
2	QR - Qatar Airways	88.7%
3	CX - Cathay Pacific	84.7%
4	DL - Delta Air Lines	84.5%
5	UA - United Airlines	72.5%
6	SK - SAS	59.5%
7	AF - Air France	59.5%
8	SQ - SIA Cargo	58.3%
9	KL - KLM	58.2%
10	LH - Lufthansa Cargo	57.1%

Top FF Groups by eAWB penetration (from top 20 by volume)		
Rank	FF Group	eAWB Penetration %
1	AA - AMERICAN AIRLINES	98.4%
2	BOLLORE	91.8%
3	SCHENKER	91.0%
4	KWE - KINTETSU WORLD EXPRESS	82.3%
5	DSV AIR & SEA	82.1%
6	DGF - DHL GLOBAL FORWARD FORWARDING	76.1%
7	EXPEDITORS GROUP	70.5%
8	CONCORDIA INTERNATIONAL FORWARDING	70.3%
9	LEADER MUTUAL FREIGHT SYSTEMS	68.9%
10	PANALPINA	68.5%

MeA and eAWB status at airport					
Who	Count	Signed MeA	%	Does eAWB	%
Airlines	53	39	73.6%	22	41.5%
FF Groups	327	196	59.9%	130	39.8%

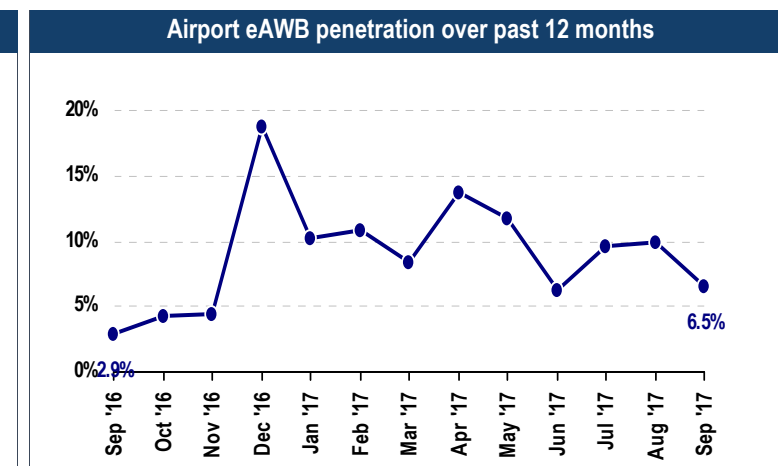


eAWB Airport Overview - September 2017

AIRPORT	CITY	COUNTRY	REGION	MP4 / MC99	SOP
DMM - King Fahd Int'l	DMM - Dammam	SA - Saudi Arabia	MIDEAST - Middle East	MC99	Yes

Volume	(e)AWB
Total AWB	1,078
eAWB Network	825
eAWB Actual	54
eAWB Potential	771

eAWB penetration and change vs previous month		
	eAWB penetration %	Change p.p.
King Fahd Int'l	6.5%	-3.4 p.p.
Saudi Arabia	44.5%	+2.6 p.p.
Middle East	72.8%	+0.8 p.p.



Top Airlines by eAWB penetration		
Rank	Airline	eAWB Penetration %
1	SV - Saudi Arabian Airlines	43.0%
2	MS - Egyptair	10.0%
3	LH - Lufthansa Cargo	0.0%
4	EK - Emirates	0.0%
5	KL - KLM	0.0%
6	BA - IAG - British Airways	0.0%
7	DL - Delta Air Lines	0.0%
8	EY - Etihad Airways	0.0%

Top FF Groups by eAWB penetration (from top 20 by volume)		
Rank	FF Group	eAWB Penetration %
1	SAUDI ARAMCO	100.0%
2	AGILITY	4.3%
3	SAUDI TAL FOR COMMERCE & CONTRACTS	3.3%
4	ABDUL LATIF JAMEEL TRANSPORTATION	2.7%
5	AL TAYYAR CARGO SERVICES	1.6%
6	NAMMA CARGO SRVCS	0.0%
7	KANOO FREIGHT	0.0%
8	AL-MULHIM CARGO	0.0%
9	AL GHUEINEM CARGO AGENCY	0.0%
10	SCHENKER	0.0%

MeA and eAWB status at airport					
Who	Count	Signed MeA	%	Does eAWB	%
Airlines	12	11	91.7%	2	16.7%
FF Groups	27	10	37.0%	5	18.5%

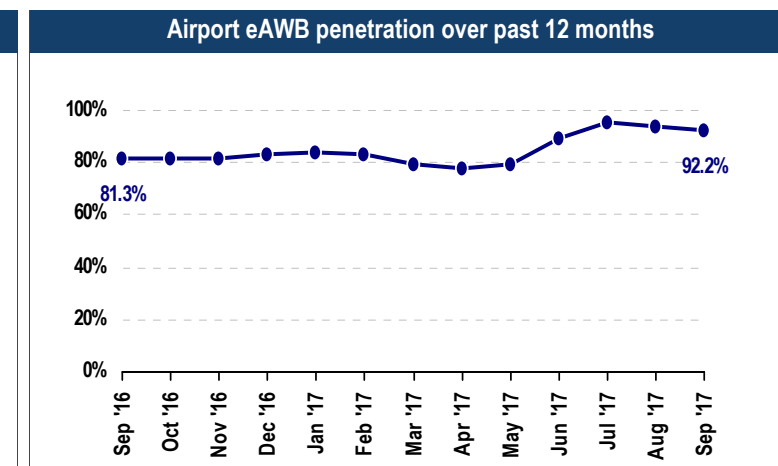
eAWB Airport Overview - September 2017



AIRPORT	CITY	COUNTRY	REGION	MP4 / MC99	SOP
DOH - Doha	DOH - Doha	QA - Qatar	MIDEAST - Middle East	MC99	Yes

Volume	(e)AWB
Total AWB	2,120
eAWB Network	1,880
eAWB Actual	1,733
eAWB Potential	147

eAWB penetration and change vs previous month		
	eAWB penetration %	Change p.p.
Doha	92.2%	-1.9 p.p.
Qatar	92.2%	-1.9 p.p.
Middle East	72.8%	+0.8 p.p.



Top Airlines by eAWB penetration		
Rank	Airline	eAWB Penetration %
1	QR - Qatar Airways	99.3%
2	LH - Lufthansa Cargo	87.3%
3	BA - IAG - British Airways	66.1%
4	5X - UPS Airlines	64.7%
5	CV - Cargolux	0.0%
6	ET - Ethiopian Airlines	0.0%
7	TK - THY - Turkish Airlines	0.0%

Top FF Groups by eAWB penetration (from top 20 by volume)		
Rank	FF Group	eAWB Penetration %
1	QATAR AVIATION SERVICES	100.0%
2	ARAMEX - ARAB AMERICAN EXPRESS	100.0%
3	Yafa TRADING AND SERVICES	100.0%
4	KUEHNE + NAGEL	100.0%
5	FIRST FLIGHT COURIERS	100.0%
6	OCS - OVERSEAS COURIER SERVICES	100.0%
7	SFFI - SKY FREIGHT FORWARDERS INC	100.0%
8	AGILITY	100.0%
9	SINGAPORE CARGO SERVICES	100.0%
10	GLOBAL DYNAMIX	100.0%

MeA and eAWB status at airport					
Who	Count	Signed MeA	%	Does eAWB	%
Airlines	8	8	100.0%	4	50.0%
FF Groups	35	27	77.1%	29	82.9%

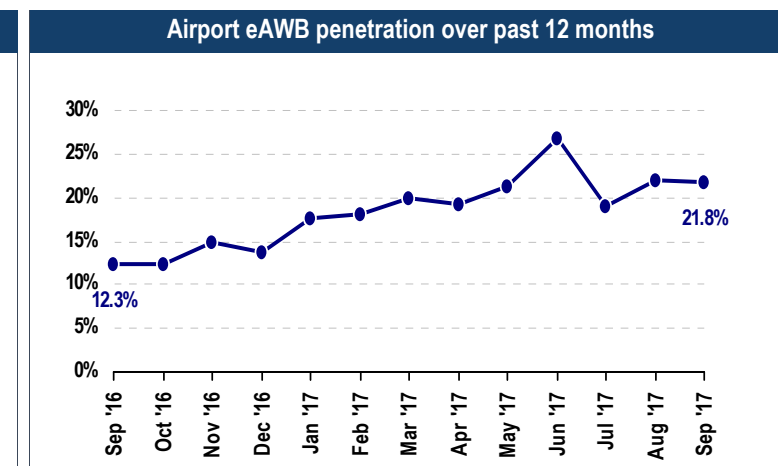
eAWB Airport Overview - September 2017



AIRPORT	CITY	COUNTRY	REGION	MP4 / MC99	SOP
DUB - Dublin	DUB - Dublin	IE - Ireland	EUR - Europe	Both	

Volume	(e)AWB
Total AWB	5,133
eAWB Network	4,162
eAWB Actual	909
eAWB Potential	3,253

eAWB penetration and change vs previous month		
	eAWB penetration %	Change p.p.
Dublin	21.8%	-0.1 p.p.
Ireland	23.2%	+0.2 p.p.
Europe	39.8%	+0.2 p.p.



Top Airlines by eAWB penetration		
Rank	Airline	eAWB Penetration %
1	AA - American Airlines	64.4%
2	DL - Delta Air Lines	49.0%
3	KE - Korean Air	47.8%
4	SV - Saudi Arabian Airlines	46.2%
5	UA - United Airlines	44.9%
6	IB - IAG - IBERIA	42.9%
7	AC - Air Canada	40.6%
8	5X - UPS Airlines	33.3%
9	BA - IAG - British Airways	28.5%
10	KL - KLM	28.3%

Top FF Groups by eAWB penetration (from top 20 by volume)		
Rank	FF Group	eAWB Penetration %
1	DSV AIR & SEA	68.9%
2	EXPEDITORS GROUP	66.7%
3	WORLD COURIER	60.4%
4	UPS - UNITED PARCEL SERVICE	49.1%
5	SCHENKER	26.1%
6	KUEHNE + NAGEL	23.4%
7	DGF - DHL GLOBAL FORWARD FORWARDING	21.3%
8	PANALPINA	11.8%
9	SANDFORD FREIGHT	1.7%
10	KWE - KINTETSU WORLD EXPRESS	0.8%

MeA and eAWB status at airport					
Who	Count	Signed MeA	%	Does eAWB	%
Airlines	42	38	90.5%	17	40.5%
FF Groups	61	32	52.5%	19	31.1%

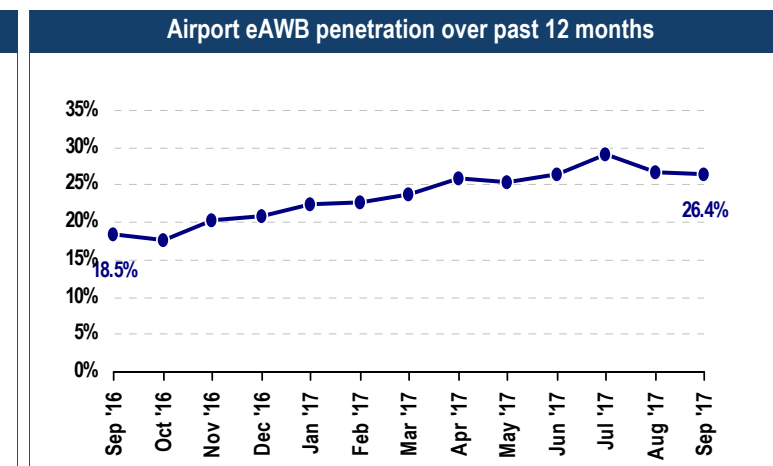
eAWB Airport Overview - September 2017



AIRPORT	CITY	COUNTRY	REGION	MP4 / MC99	SOP
DUS - Dusseldorf	DUS - Duesseldorf	DE - Germany	EUR - Europe	MC99	

Volume	(e)AWB
Total AWB	8,960
eAWB Network	6,694
eAWB Actual	1,770
eAWB Potential	4,924

eAWB penetration and change vs previous month		
	eAWB penetration %	Change p.p.
Dusseldorf	26.4%	-0.2 p.p.
Germany	37.1%	+0.3 p.p.
Europe	39.8%	+0.2 p.p.



Top Airlines by eAWB penetration		
Rank	Airline	eAWB Penetration %
1	QR - Qatar Airways	86.0%
2	UA - United Airlines	79.1%
3	KE - Korean Air	73.3%
4	CI - China Airlines	54.2%
5	DL - Delta Air Lines	53.1%
6	KL - KLM	49.6%
7	AF - Air France	42.4%
8	AA - American Airlines	32.0%
9	AC - Air Canada	31.6%
10	SQ - SIA Cargo	27.6%

Top FF Groups by eAWB penetration (from top 20 by volume)		
Rank	FF Group	eAWB Penetration %
1	QCS - QUICK CARGO SERVICE	70.9%
2	LOGWIN AIR + OCEAN INTL	62.1%
3	GEODIS / WILSON GROUP	53.2%
4	GLOBALTRANS INTL LOGISTIK	49.0%
5	SCHENKER	46.6%
6	WESTAR INTL	43.5%
7	BOLLORE	40.9%
8	PANALPINA	38.7%
9	DGF - DHL GLOBAL FORWARD FORWARDING	28.3%
10	EXPEDITORS GROUP	27.5%

MeA and eAWB status at airport					
Who	Count	Signed MeA	%	Does eAWB	%
Airlines	80	50	62.5%	23	28.7%
FF Groups	171	86	50.3%	69	40.4%

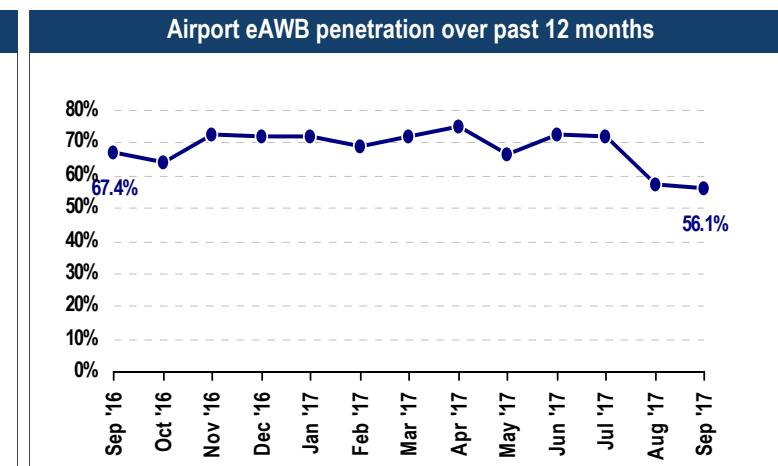
eAWB Airport Overview - September 2017



AIRPORT	CITY	COUNTRY	REGION	MP4 / MC99	SOP
DWC - Al Maktoum Int'l	DXB - Dubai	AE - United Arab Emirates	MIDEAST - Middle East	Both	

Volume	(e)AWB
Total AWB	5,513
eAWB Network	5,056
eAWB Actual	2,837
eAWB Potential	2,219

eAWB penetration and change vs previous month		
	eAWB penetration %	Change p.p.
Al Maktoum Int'l	56.1%	-1.3 p.p.
United Arab Emirates	82.4%	0.0 p.p.
Middle East	72.8%	+0.8 p.p.



Top Airlines by eAWB penetration		
Rank	Airline	eAWB Penetration %
1	AF - Air France	93.8%
2	CX - Cathay Pacific	87.1%
3	ET - Ethiopian Airlines	82.7%
4	SV - Saudi Arabian Airlines	61.3%
5	EK - Emirates	59.7%
6	KL - KLM	58.7%
7	5X - UPS Airlines	38.9%
8	DL - Delta Air Lines	33.3%
9	EY - Ethihad Airways	2.7%
10	MS - Egyptair	0.7%

Top FF Groups by eAWB penetration (from top 20 by volume)		
Rank	FF Group	eAWB Penetration %
1	CX - CATHAY PACIFIC AIRWAYS	87.0%
2	SAT ALBATROS SEA AIR TRANSPORT	84.0%
3	ET - ETHIOPIAN AIRLINES	74.5%
4	GEODIS / WILSON GROUP	74.1%
5	BOLLORE	71.6%
6	CARGO PARTNERS	71.0%
7	FAST FORWARD CARGO	68.1%
8	SNTTA - SHARJAH NATNL TRVL & TOURISM AGCY	64.6%
9	HELLMANN WORLDWIDE LOGISTICS	62.3%
10	FWAC - FREIGHT WINGS AIR CARGO	62.1%

MeA and eAWB status at airport					
Who	Count	Signed MeA	%	Does eAWB	%
Airlines	20	20	100.0%	11	55.0%
FF Groups	89	44	49.4%	76	85.4%

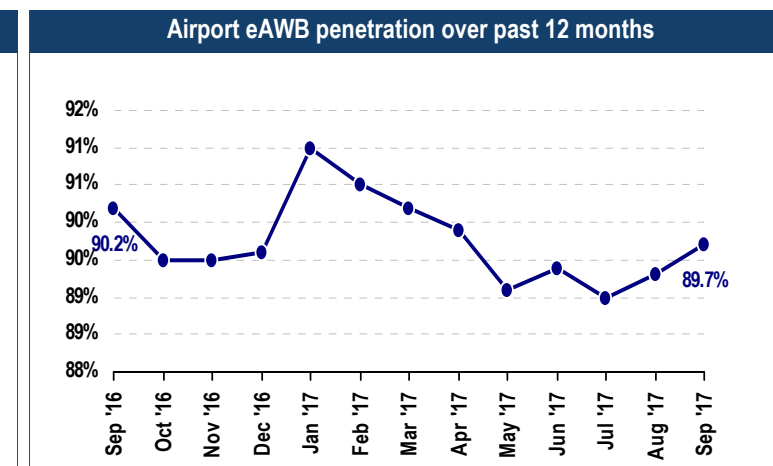
eAWB Airport Overview - September 2017



AIRPORT	CITY	COUNTRY	REGION	MP4 / MC99	SOP
DXB - Dubai	DXB - Dubai	AE - United Arab Emirates	MIDEAST - Middle East	Both	Yes

Volume	(e)AWB
Total AWB	25,270
eAWB Network	22,173
eAWB Actual	19,884
eAWB Potential	2,289

eAWB penetration and change vs previous month		
	eAWB penetration %	Change p.p.
Dubai	89.7%	+0.4 p.p.
United Arab Emirates	82.4%	0.0 p.p.
Middle East	72.8%	+0.8 p.p.



Top Airlines by eAWB penetration		
Rank	Airline	eAWB Penetration %
1	LH - Lufthansa Cargo	94.5%
2	SV - Saudi Arabian Airlines	93.8%
3	KL - KLM	81.2%
4	ET - Ethiopian Airlines	80.9%
5	SQ - SIA Cargo	80.3%
6	CX - Cathay Pacific	78.2%
7	AF - Air France	77.9%
8	5X - UPS Airlines	76.5%
9	KQ - Kenya Airways	75.6%
10	BA - IAG - British Airways	52.1%

Top FF Groups by eAWB penetration (from top 20 by volume)		
Rank	FF Group	eAWB Penetration %
1	UNIVERSAL EXPRESS	100.0%
2	TNT EXPRESS	100.0%
3	EK - EMIRATES SKYCARGO	100.0%
4	TNT	99.0%
5	DHL INTERNATIONAL	98.4%
6	FEDEX - FEDERAL EXPRESS / SAME DAY	97.6%
7	E FREIGHT INTL	97.3%
8	DNATA - DUBAI NATIONAL AIR TRAVEL AGENCY	96.3%
9	UPS - UNITED PARCEL SERVICE	95.9%
10	ARAMEX - ARAB AMERICAN EXPRESS	95.6%

MeA and eAWB status at airport					
Who	Count	Signed MeA	%	Does eAWB	%
Airlines	25	25	100.0%	18	72.0%
FF Groups	143	63	44.1%	128	89.5%

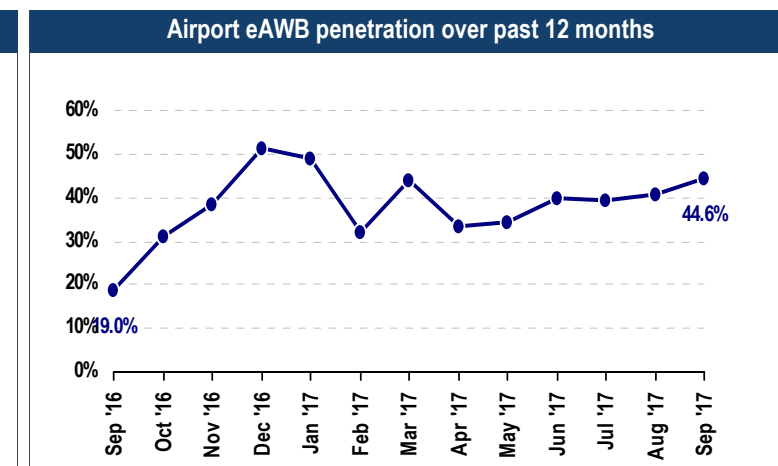
eAWB Airport Overview - September 2017



AIRPORT	CITY	COUNTRY	REGION	MP4 / MC99	SOP
EWR - Newark Liberty Int'l	EWR - Newark	US - USA	AMERS - North America	Both	Yes

Volume	(e)AWB
Total AWB	4,447
eAWB Network	2,857
eAWB Actual	1,274
eAWB Potential	1,583

eAWB penetration and change vs previous month		
	eAWB penetration %	Change p.p.
Newark Liberty Int'l	44.6%	+3.7 p.p.
USA	44.3%	0.0 p.p.
North America	45.8%	-0.2 p.p.



Top Airlines by eAWB penetration		
Rank	Airline	eAWB Penetration %
1	DL - Delta Air Lines	69.0%
2	AC - Air Canada	62.6%
3	SK - SAS	62.5%
4	QR - Qatar Airways	62.5%
5	CX - Cathay Pacific	60.0%
6	5X - UPS Airlines	57.1%
7	FX - FEDEX Express	51.4%
8	CI - China Airlines	50.0%
9	BA - IAG - British Airways	50.0%
10	UA - United Airlines	46.0%

Top FF Groups by eAWB penetration (from top 20 by volume)		
Rank	FF Group	eAWB Penetration %
1	SCHENKER	96.6%
2	GEODIS / WILSON GROUP	94.3%
3	HELLMANN WORLDWIDE LOGISTICS	80.0%
4	DSV AIR & SEA	78.5%
5	MAINFREIGHT	76.2%
6	SEKO WORDWIDE	65.9%
7	TRANSGROUP INTERNATIONAL (D/B/A)	64.4%
8	BLUE WATER SHIPPING	58.8%
9	ETA - EXPRESS TRANSPORT BY AIR	53.7%
10	WORLD COURIER	50.0%

MeA and eAWB status at airport					
Who	Count	Signed MeA	%	Does eAWB	%
Airlines	31	24	77.4%	14	45.2%
FF Groups	171	111	64.9%	48	28.1%

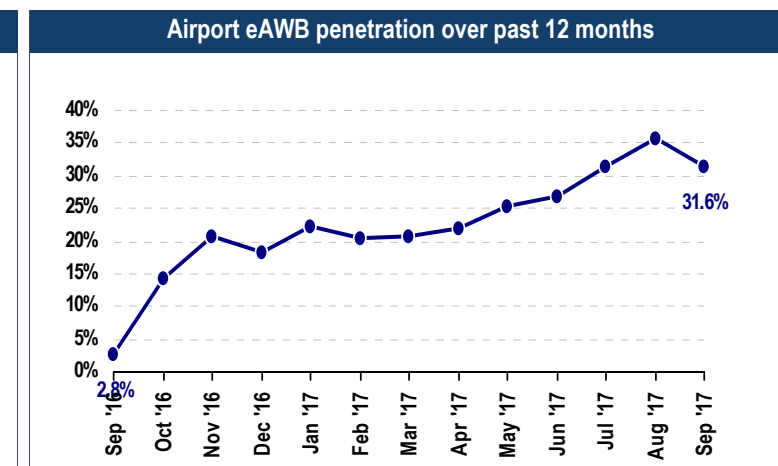
eAWB Airport Overview - September 2017



AIRPORT	CITY	COUNTRY	REGION	MP4 / MC99	SOP
EZE - Ministro Pistarini	BUE - Buenos Aires	AR - Argentina	AMERS - South America	Both	

Volume	(e)AWB
Total AWB	5,776
eAWB Network	1,278
eAWB Actual	404
eAWB Potential	874

eAWB penetration and change vs previous month		
	eAWB penetration %	Change p.p.
Ministro Pistarini	31.6%	-4.2 p.p.
Argentina	31.6%	-4.2 p.p.
South America	45.8%	-0.2 p.p.



Top Airlines by eAWB penetration		
Rank	Airline	eAWB Penetration %
1	5X - UPS Airlines	66.7%
2	DL - Delta Air Lines	40.4%
3	UA - United Airlines	37.1%
4	AA - American Airlines	34.4%
5	KL - KLM	26.1%
6	AF - Air France	15.3%
7	IB - IAG - IBERIA	12.5%

Top FF Groups by eAWB penetration (from top 20 by volume)		
Rank	FF Group	eAWB Penetration %
1	DGF - DHL GLOBAL FORWARD FORWARDING	98.3%
2	SCHENKER	95.0%
3	EXPEDITORS GROUP	88.5%
4	WORLD COURIER	85.7%
5	KUEHNE + NAGEL	66.7%
6	PANALPINA	52.6%
7	NEWPORT CARGO	47.0%
8	HELLMANN WORLDWIDE LOGISTICS	44.4%
9	DHL EXPRESS	30.6%
10	NUEVOS AYRES CARGO	3.6%

MeA and eAWB status at airport					
Who	Count	Signed MeA	%	Does eAWB	%
Airlines	22	20	90.9%	6	27.3%
FF Groups	105	65	61.9%	18	17.1%

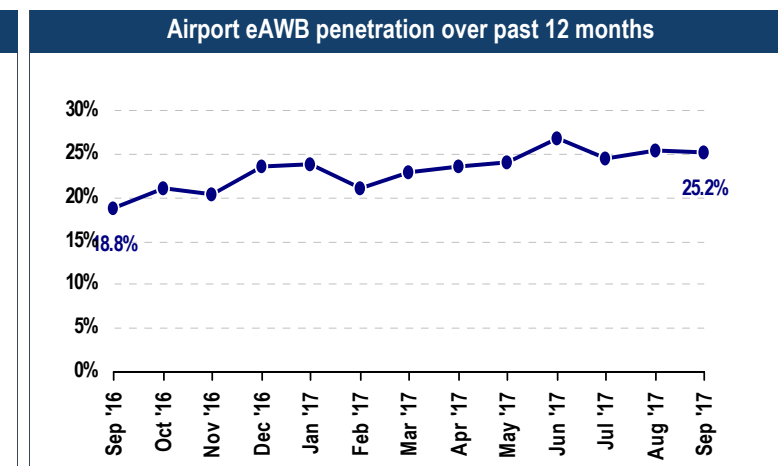
eAWB Airport Overview - September 2017



AIRPORT	CITY	COUNTRY	REGION	MP4 / MC99	SOP
FCO - Fiumicino	ROM - Rome	IT - Italy	EUR - Europe	Both	

Volume	
	(e)AWB
Total AWB	5,332
eAWB Network	3,561
eAWB Actual	898
eAWB Potential	2,663

eAWB penetration and change vs previous month		
	eAWB penetration %	Change p.p.
Fiumicino	25.2%	-0.2 p.p.
Italy	26.2%	+1.2 p.p.
Europe	39.8%	+0.2 p.p.



Top Airlines by eAWB penetration		
Rank	Airline	eAWB Penetration %
1	AF - Air France	57.7%
2	DL - Delta Air Lines	57.1%
3	AA - American Airlines	53.6%
4	UA - United Airlines	52.8%
5	KE - Korean Air	50.6%
6	CX - Cathay Pacific	44.3%
7	5X - UPS Airlines	43.8%
8	KL - KLM	42.3%
9	QR - Qatar Airways	39.2%
10	SQ - SIA Cargo	32.3%

Top FF Groups by eAWB penetration (from top 20 by volume)		
Rank	FF Group	eAWB Penetration %
1	EXPEDITORS GROUP	81.0%
2	PANALPINA	71.2%
3	CEVA GROUP	69.8%
4	SAVINO DEL BENE	51.2%
5	SCHENKER	49.0%
6	SAIMA AVANDERO	37.4%
7	A MA H S	34.2%
8	UPS - UNITED PARCEL SERVICE	33.6%
9	DGF - DHL GLOBAL FORWARD FORWARDING	21.4%
10	KUEHNE + NAGEL	18.4%

MeA and eAWB status at airport					
Who	Count	Signed MeA	%	Does eAWB	%
Airlines	43	33	76.7%	17	39.5%
FF Groups	167	73	43.7%	44	26.3%

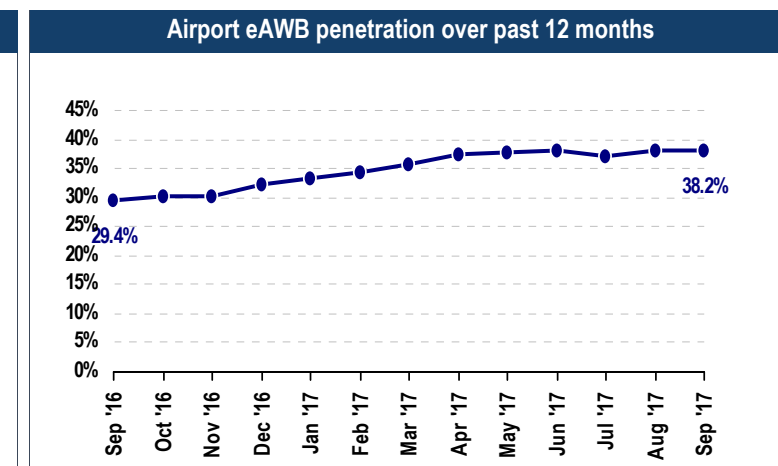
eAWB Airport Overview - September 2017



AIRPORT	CITY	COUNTRY	REGION	MP4 / MC99	SOP
FRA - Frankfurt Int'l	FRA - Frankfurt	DE - Germany	EUR - Europe	MC99	Yes

Volume	
	(e)AWB
Total AWB	87,694
eAWB Network	68,582
eAWB Actual	26,166
eAWB Potential	42,416

eAWB penetration and change vs previous month		
	eAWB penetration %	Change p.p.
Frankfurt Int'l	38.2%	+0.1 p.p.
Germany	37.1%	+0.3 p.p.
Europe	39.8%	+0.2 p.p.



Top Airlines by eAWB penetration		
Rank	Airline	eAWB Penetration %
1	UA - United Airlines	87.2%
2	CI - China Airlines	84.0%
3	QR - Qatar Airways	80.8%
4	DL - Delta Air Lines	78.4%
5	AF - Air France	78.4%
6	KL - KLM	78.1%
7	KE - Korean Air	74.1%
8	AA - American Airlines	69.0%
9	AC - Air Canada	66.1%
10	SA - SAA - South African Airways	59.9%

Top FF Groups by eAWB penetration (from top 20 by volume)		
Rank	FF Group	eAWB Penetration %
1	EXPRESS AIR SYSTEMS	69.9%
2	SCHENKER	61.9%
3	LOGWIN AIR + OCEAN INTL	61.1%
4	PANALPINA	59.8%
5	KUEHNE + NAGEL	54.7%
6	EXPEDITORS GROUP	50.1%
7	DGF - DHL GLOBAL FORWARD FORWARDING	41.5%
8	UPS - UNITED PARCEL SERVICE	41.0%
9	AGILITY	36.0%
10	SENATOR INTL	35.7%

MeA and eAWB status at airport					
Who	Count	Signed MeA	%	Does eAWB	%
Airlines	101	57	56.4%	31	30.7%
FF Groups	329	150	45.6%	161	48.9%

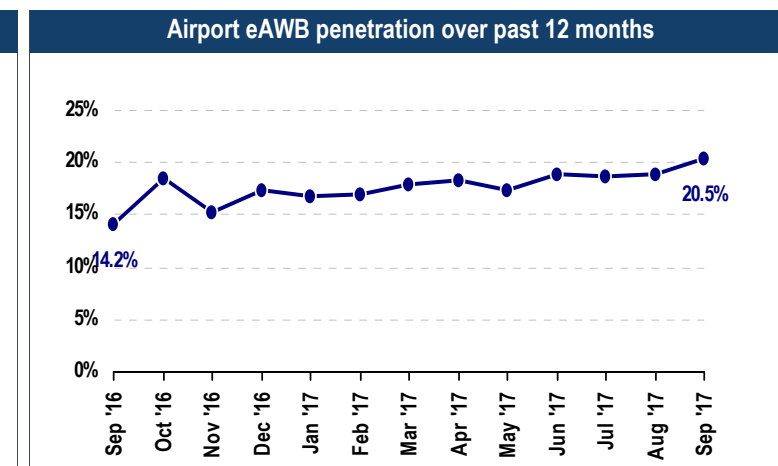
eAWB Airport Overview - September 2017



AIRPORT	CITY	COUNTRY	REGION	MP4 / MC99	SOP
FUK - Fukuoka	FUK - Fukuoka	JP - Japan	ASPAC - Japan & Korea	Both	Yes

Volume	(e)AWB
Total AWB	6,745
eAWB Network	4,943
eAWB Actual	1,011
eAWB Potential	3,932

eAWB penetration and change vs previous month		
	eAWB penetration %	Change p.p.
Fukuoka	20.5%	+1.6 p.p.
Japan	29.3%	+0.2 p.p.
Japan & Korea	52.3%	+1.1 p.p.



Top Airlines by eAWB penetration		
Rank	Airline	eAWB Penetration %
1	DL - Delta Air Lines	44.4%
2	CI - China Airlines	38.6%
3	KE - Korean Air	33.9%
4	SQ - SIA Cargo	28.8%
5	5X - UPS Airlines	20.4%
6	NH - All Nippon Airways	18.9%
7	CX - Cathay Pacific	12.2%
8	CA - Air China	10.3%
9	BR - EVA Air	0.0%
10	JL - Japan Airlines	0.0%

Top FF Groups by eAWB penetration (from top 20 by volume)		
Rank	FF Group	eAWB Penetration %
1	NNR GLOBAL LOGISTICS	62.4%
2	SCHENKER	48.2%
3	YUSEN	47.0%
4	HANKYU HANSHIN EXPRESS	35.4%
5	NITTSU NEC LOGISTICS	24.1%
6	KWE - KINTETSU WORLD EXPRESS	22.2%
7	SONY SUPPLY CHAIN SOLUTIONS	15.2%
8	NISSIN CORP	10.3%
9	NIPPON EXPRESS	5.9%
10	DGF - DHL GLOBAL FORWARD FORWARDING	5.9%

MeA and eAWB status at airport					
Who	Count	Signed MeA	%	Does eAWB	%
Airlines	18	16	88.9%	7	38.9%
FF Groups	45	28	62.2%	23	51.1%

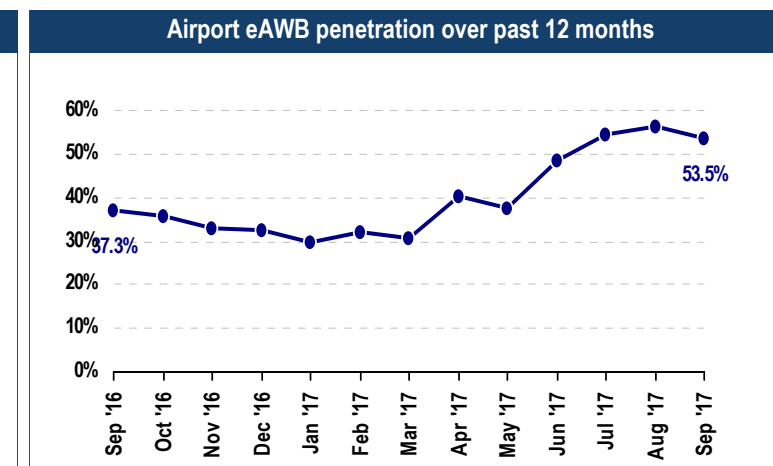
eAWB Airport Overview - September 2017



AIRPORT	CITY	COUNTRY	REGION	MP4 / MC99	SOP
GDL - Miguel Hidal	GDL - Guadalajara	MX - Mexico	AMERS - Central America	MC99	Yes

Volume	(e)AWB
Total AWB	3,910
eAWB Network	2,806
eAWB Actual	1,500
eAWB Potential	1,306

eAWB penetration and change vs previous month		
	eAWB penetration %	Change p.p.
Miguel Hidal	53.5%	-2.7 p.p.
Mexico	41.3%	-7.4 p.p.
Central America	45.8%	-0.2 p.p.



Top Airlines by eAWB penetration		
Rank	Airline	eAWB Penetration %
1	KL - KLM	96.1%
2	UA - United Airlines	93.8%
3	AF - Air France	91.3%
4	5Y - Atlas Air	84.2%
5	CX - Cathay Pacific	70.9%
6	LH - Lufthansa Cargo	69.0%
7	AA - American Airlines	51.7%
8	FX - FEDEX Express	50.9%
9	5X - UPS Airlines	33.3%
10	QR - Qatar Airways	33.3%

Top FF Groups by eAWB penetration (from top 20 by volume)		
Rank	FF Group	eAWB Penetration %
1	FEDEX - FEDERAL EXPRESS / SAME DAY	100.0%
2	GEODIS / WILSON GROUP	92.9%
3	DGF - DHL GLOBAL FORWARD FORWARDING	75.5%
4	EXPEDITORS GROUP	74.5%
5	PANALPINA	73.5%
6	KWE - KINTETSU WORLD EXPRESS	73.1%
7	KUEHNE + NAGEL	54.9%
8	ABLE FREIGHT SERVICES	49.2%
9	DSV AIR & SEA	45.9%
10	SCHENKER	38.8%

MeA and eAWB status at airport					
Who	Count	Signed MeA	%	Does eAWB	%
Airlines	34	28	82.4%	14	41.2%
FF Groups	64	57	89.1%	18	28.1%

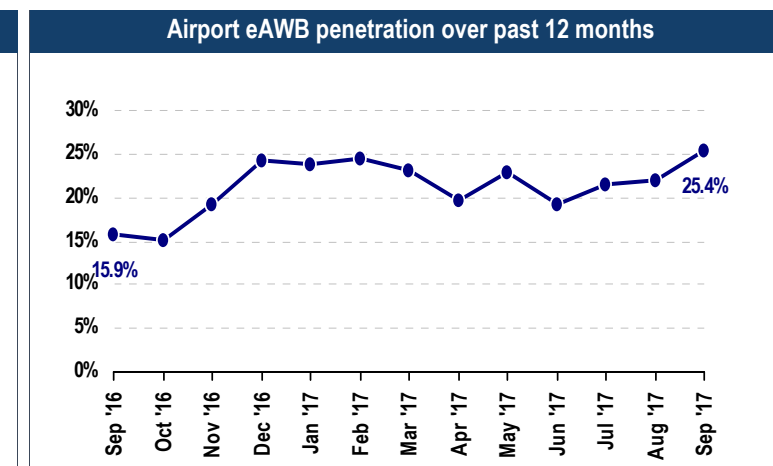
eAWB Airport Overview - September 2017



AIRPORT	CITY	COUNTRY	REGION	MP4 / MC99	SOP
GLA - Glasgow International	GLA - Glasgow	GB - United Kingdom	EUR - Europe	Both	

Volume	
	(e)AWB
Total AWB	2,502
eAWB Network	2,070
eAWB Actual	525
eAWB Potential	1,545

eAWB penetration and change vs previous month		
	eAWB penetration %	Change p.p.
Glasgow International	25.4%	+3.4 p.p.
United Kingdom	33.4%	+0.3 p.p.
Europe	39.8%	+0.2 p.p.



Top Airlines by eAWB penetration		
Rank	Airline	eAWB Penetration %
1	UA - United Airlines	83.3%
2	DL - Delta Air Lines	80.4%
3	AA - American Airlines	74.8%
4	QR - Qatar Airways	67.4%
5	5X - UPS Airlines	50.0%
6	AC - Air Canada	41.9%
7	AF - Air France	30.8%
8	BA - IAG - British Airways	30.4%
9	LH - Lufthansa Cargo	23.5%
10	KL - KLM	15.4%

Top FF Groups by eAWB penetration (from top 20 by volume)		
Rank	FF Group	eAWB Penetration %
1	HELLMANN WORLDWIDE LOGISTICS	87.1%
2	EXPEDITORS GROUP	77.5%
3	SCHENKER	73.9%
4	UPS - UNITED PARCEL SERVICE	61.5%
5	DSV AIR & SEA	54.0%
6	DGF - DHL GLOBAL FORWARD FORWARDING	48.0%
7	BOLLORE	47.1%
8	NNR GLOBAL LOGISTICS	41.5%
9	KUEHNE + NAGEL	40.7%
10	AGILITY	23.3%

MeA and eAWB status at airport					
Who	Count	Signed MeA	%	Does eAWB	%
Airlines	43	33	76.7%	15	34.9%
FF Groups	64	36	56.3%	22	34.4%

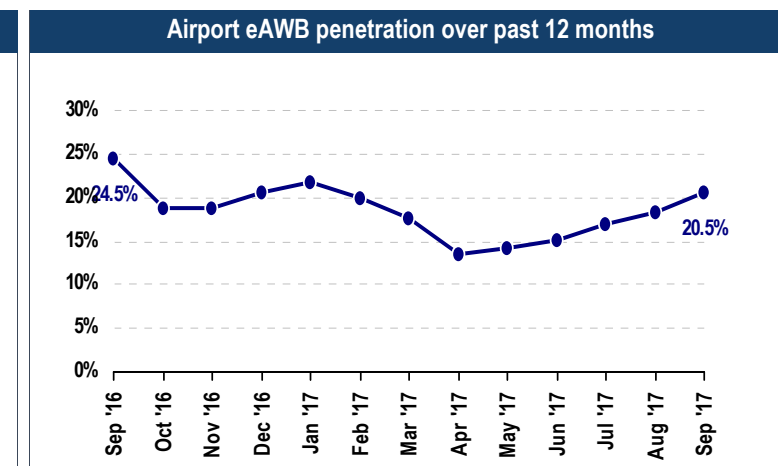
eAWB Airport Overview - September 2017



AIRPORT	CITY	COUNTRY	REGION	MP4 / MC99	SOP
GRU - Guarulhos Int'l	SAO - Sao Paulo	BR - Brazil	AMERS - South America	Both	Yes

Volume	(e)AWB
Total AWB	13,684
eAWB Network	10,565
eAWB Actual	2,165
eAWB Potential	8,400

eAWB penetration and change vs previous month		
	eAWB penetration %	Change p.p.
Guarulhos Int'l	20.5%	+2.2 p.p.
Brazil	22.4%	+2.3 p.p.
South America	45.8%	-0.2 p.p.



Top Airlines by eAWB penetration		
Rank	Airline	eAWB Penetration %
1	DL - Delta Air Lines	55.9%
2	LH - Lufthansa Cargo	40.6%
3	UA - United Airlines	36.9%
4	AA - American Airlines	34.8%
5	AF - Air France	33.5%
6	5X - UPS Airlines	24.7%
7	KL - KLM	21.5%
8	LX - SWISS	15.9%
9	LA - LAN Airlines	5.7%
10	QR - Qatar Airways	4.9%

Top FF Groups by eAWB penetration (from top 20 by volume)		
Rank	FF Group	eAWB Penetration %
1	AA - AMERICAN AIRLINES	100.0%
2	EXPEDITORS GROUP	80.9%
3	DGF - DHL GLOBAL FORWARD FORWARDING	74.3%
4	SCHENKER	53.3%
5	PANALPINA	44.0%
6	UPS - UNITED PARCEL SERVICE	34.1%
7	KUEHNE + NAGEL	25.7%
8	CEVA GROUP	24.9%
9	UTI	16.2%
10	TNT EXPRESS	0.0%

MeA and eAWB status at airport					
Who	Count	Signed MeA	%	Does eAWB	%
Airlines	29	26	89.7%	12	41.4%
FF Groups	173	78	45.1%	22	12.7%

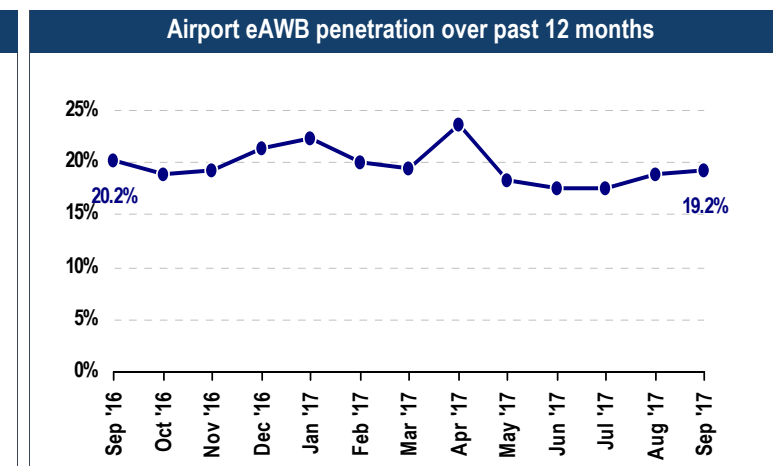
eAWB Airport Overview - September 2017



AIRPORT	CITY	COUNTRY	REGION	MP4 / MC99	SOP
GVA - Geneve-Cointrin	GVA - Geneva	CH - Switzerland	EUR - Europe	Both	Yes

Volume	
	(e)AWB
Total AWB	7,205
eAWB Network	5,873
eAWB Actual	1,128
eAWB Potential	4,745

eAWB penetration and change vs previous month		
	eAWB penetration %	Change p.p.
Geneve-Cointrin	19.2%	+0.3 p.p.
Switzerland	32.5%	+0.4 p.p.
Europe	39.8%	+0.2 p.p.



Top Airlines by eAWB penetration		
Rank	Airline	eAWB Penetration %
1	UA - United Airlines	76.6%
2	KE - Korean Air	75.0%
3	SV - Saudi Arabian Airlines	62.5%
4	DL - Delta Air Lines	60.6%
5	QR - Qatar Airways	60.5%
6	BA - IAG - British Airways	47.1%
7	TK - THY - Turkish Airlines	42.2%
8	AC - Air Canada	35.7%
9	IB - IAG - IBERIA	26.9%
10	LH - Lufthansa Cargo	22.0%

Top FF Groups by eAWB penetration (from top 20 by volume)		
Rank	FF Group	eAWB Penetration %
1	JETIVIA	86.8%
2	ARAMEX - ARAB AMERICAN EXPRESS	66.3%
3	AGILITY	60.9%
4	TRANSIT'AIR	49.5%
5	SCHENKER	43.1%
6	PANALPINA	32.6%
7	LAMPRECHT TRANSPORT	28.4%
8	RITSCHARD	20.7%
9	KWE - KINTETSU WORLD EXPRESS	19.6%
10	SOMATRA	18.8%

MeA and eAWB status at airport					
Who	Count	Signed MeA	%	Does eAWB	%
Airlines	42	33	78.6%	16	38.1%
FF Groups	58	35	60.3%	27	46.6%

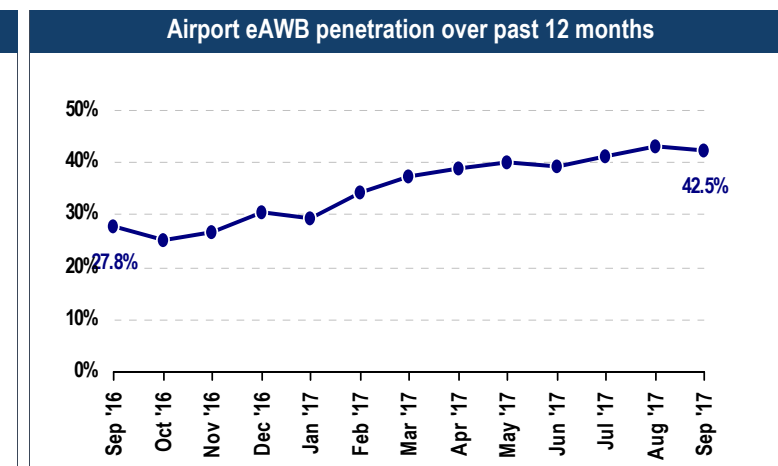
eAWB Airport Overview - September 2017



AIRPORT	CITY	COUNTRY	REGION	MP4 / MC99	SOP
HAJ - Hanover Arprt	HAJ - Hannover	DE - Germany	EUR - Europe	MC99	

Volume	(e)AWB
Total AWB	4,143
eAWB Network	3,458
eAWB Actual	1,471
eAWB Potential	1,987

eAWB penetration and change vs previous month		
	eAWB penetration %	Change p.p.
Hanover Arprt	42.5%	-0.5 p.p.
Germany	37.1%	+0.3 p.p.
Europe	39.8%	+0.2 p.p.



Top Airlines by eAWB penetration		
Rank	Airline	eAWB Penetration %
1	QR - Qatar Airways	87.5%
2	CI - China Airlines	84.6%
3	DL - Delta Air Lines	81.9%
4	UA - United Airlines	81.8%
5	KE - Korean Air	77.8%
6	AF - Air France	70.6%
7	KL - KLM	65.1%
8	IB - IAG - IBERIA	62.5%
9	AC - Air Canada	48.7%
10	5X - UPS Airlines	46.7%

Top FF Groups by eAWB penetration (from top 20 by volume)		
Rank	FF Group	eAWB Penetration %
1	EXPRESS AIR SYSTEMS	93.1%
2	PANALPINA	67.8%
3	CEVA GROUP	65.6%
4	A HARTRODT	63.8%
5	ROHLIG	62.5%
6	LOGWIN AIR + OCEAN INTL	51.1%
7	DGF - DHL GLOBAL FORWARD FORWARDING	49.2%
8	SCHENKER	42.7%
9	MARDIN TRANSPORT	42.6%
10	SENATOR INTL	41.2%

MeA and eAWB status at airport					
Who	Count	Signed MeA	%	Does eAWB	%
Airlines	55	41	74.5%	18	32.7%
FF Groups	93	60	64.5%	48	51.6%

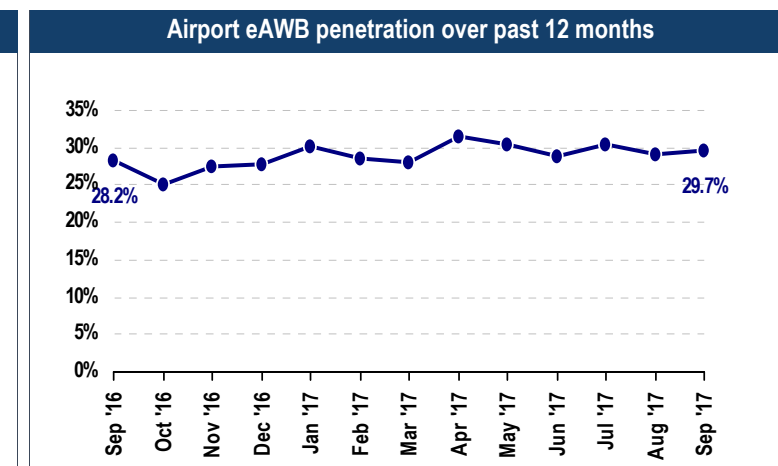
eAWB Airport Overview - September 2017



AIRPORT	CITY	COUNTRY	REGION	MP4 / MC99	SOP
HAM - Fuhlsbuettel	HAM - Hamburg	DE - Germany	EUR - Europe	MC99	

Volume	(e)AWB
Total AWB	15,129
eAWB Network	11,947
eAWB Actual	3,546
eAWB Potential	8,401

eAWB penetration and change vs previous month		
	eAWB penetration %	Change p.p.
Fuhlsbuettel	29.7%	+0.6 p.p.
Germany	37.1%	+0.3 p.p.
Europe	39.8%	+0.2 p.p.



Top Airlines by eAWB penetration		
Rank	Airline	eAWB Penetration %
1	QR - Qatar Airways	82.0%
2	UA - United Airlines	77.2%
3	KE - Korean Air	69.8%
4	AF - Air France	68.5%
5	KL - KLM	66.6%
6	DL - Delta Air Lines	63.2%
7	AC - Air Canada	52.4%
8	QF - Qantas	45.5%
9	CA - Air China	40.0%
10	5X - UPS Airlines	33.2%

Top FF Groups by eAWB penetration (from top 20 by volume)		
Rank	FF Group	eAWB Penetration %
1	HELLMANN WORLDWIDE LOGISTICS	72.2%
2	SCHENKER	53.1%
3	EXPRESS AIR SYSTEMS	52.2%
4	SACO GROUPAIR	46.5%
5	DGF - DHL GLOBAL FORWARD FORWARDING	42.2%
6	HAMBURG EXPRESS	40.8%
7	PANALPINA	37.9%
8	ROHLIG	35.7%
9	A HARTRODT	34.9%
10	KUEHNE + NAGEL	33.7%

MeA and eAWB status at airport					
Who	Count	Signed MeA	%	Does eAWB	%
Airlines	72	49	68.1%	21	29.2%
FF Groups	180	89	49.4%	85	47.2%

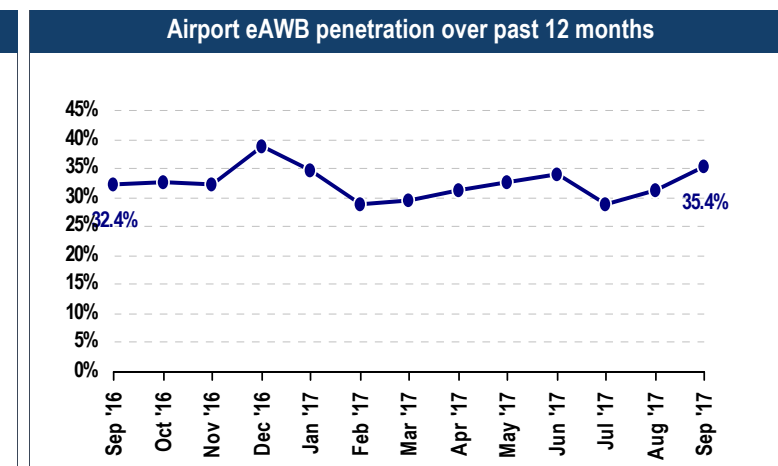
eAWB Airport Overview - September 2017



AIRPORT	CITY	COUNTRY	REGION	MP4 / MC99	SOP
HEL - Helsinki-Vantaa	HEL - Helsinki	FI - Finland	EUR - Europe	Both	Yes

Volume	(e)AWB
Total AWB	5,249
eAWB Network	2,986
eAWB Actual	1,057
eAWB Potential	1,929

eAWB penetration and change vs previous month		
	eAWB penetration %	Change p.p.
Helsinki-Vantaa	35.4%	+4.3 p.p.
Finland	35.4%	+4.3 p.p.
Europe	39.8%	+0.2 p.p.



Top Airlines by eAWB penetration		
Rank	Airline	eAWB Penetration %
1	UA - United Airlines	76.7%
2	QR - Qatar Airways	69.2%
3	DL - Delta Air Lines	68.8%
4	KE - Korean Air	63.2%
5	5X - UPS Airlines	62.5%
6	AF - Air France	60.0%
7	KL - KLM	59.2%
8	LH - Lufthansa Cargo	54.8%
9	NH - All Nippon Airways	50.0%
10	AC - Air Canada	32.7%

Top FF Groups by eAWB penetration (from top 20 by volume)		
Rank	FF Group	eAWB Penetration %
1	UPS - UNITED PARCEL SERVICE	69.6%
2	WORLD COURIER	60.5%
3	DACHSER	54.3%
4	SCHENKER	51.5%
5	VAROVA	51.4%
6	KUEHNE + NAGEL	45.8%
7	STRAIT AIR TRSPT	44.4%
8	DSV AIR & SEA	43.9%
9	DGF - DHL GLOBAL FORWARD FORWARDING	37.9%
10	VAASAHUOLINTA	37.5%

MeA and eAWB status at airport					
Who	Count	Signed MeA	%	Does eAWB	%
Airlines	36	31	86.1%	15	41.7%
FF Groups	40	37	92.5%	31	77.5%

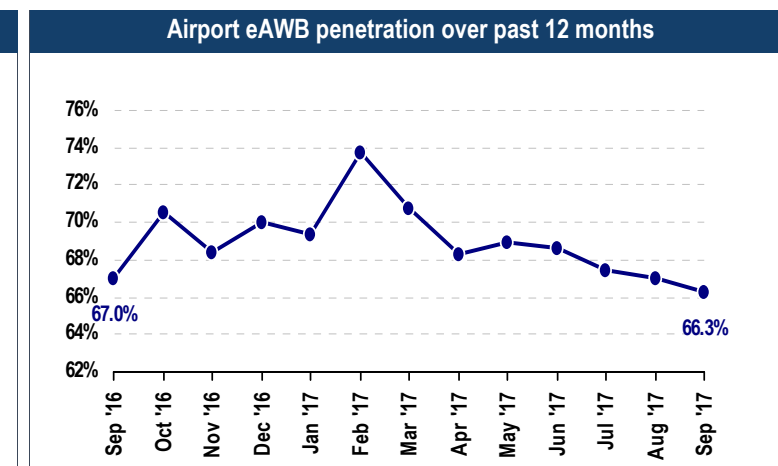
eAWB Airport Overview - September 2017



AIRPORT	CITY	COUNTRY	REGION	MP4 / MC99	SOP
HKG - Hong Kong Int'l	HKG - Hong Kong	HK - Hong Kong (SAR), China	NASIA - South East Asia	Both	

Volume	(e)AWB
Total AWB	154,948
eAWB Network	124,589
eAWB Actual	82,651
eAWB Potential	41,938

eAWB penetration and change vs previous month		
	eAWB penetration %	Change p.p.
Hong Kong Int'l	66.3%	-0.7 p.p.
Hong Kong (SAR), China	66.3%	-0.7 p.p.
South East Asia	62.4%	-0.2 p.p.



Top Airlines by eAWB penetration		
Rank	Airline	eAWB Penetration %
1	CX - Cathay Pacific	99.8%
2	LH - Lufthansa Cargo	92.8%
3	SQ - SIA Cargo	92.1%
4	CI - China Airlines	91.2%
5	AA - American Airlines	88.4%
6	BA - IAG - British Airways	87.3%
7	QF - Qantas	83.1%
8	QR - Qatar Airways	76.7%
9	BR - EVA Air	75.0%
10	SA - SAA - South African Airways	72.4%

Top FF Groups by eAWB penetration (from top 20 by volume)		
Rank	FF Group	eAWB Penetration %
1	VINFLAIR LOGISTICS	98.4%
2	BAS HK	97.8%
3	PANDA AIR	95.9%
4	DGF - DHL GLOBAL FORWARD FORWARDING	82.8%
5	NIPPON EXPRESS	81.8%
6	CHINA FREIGHT	81.3%
7	SCHENKER	76.7%
8	EXPEDITORS GROUP	76.3%
9	HELLMANN WORLDWIDE LOGISTICS	73.7%
10	PANALPINA	65.1%

MeA and eAWB status at airport					
Who	Count	Signed MeA	%	Does eAWB	%
Airlines	51	44	86.3%	28	54.9%
FF Groups	291	130	44.7%	202	69.4%

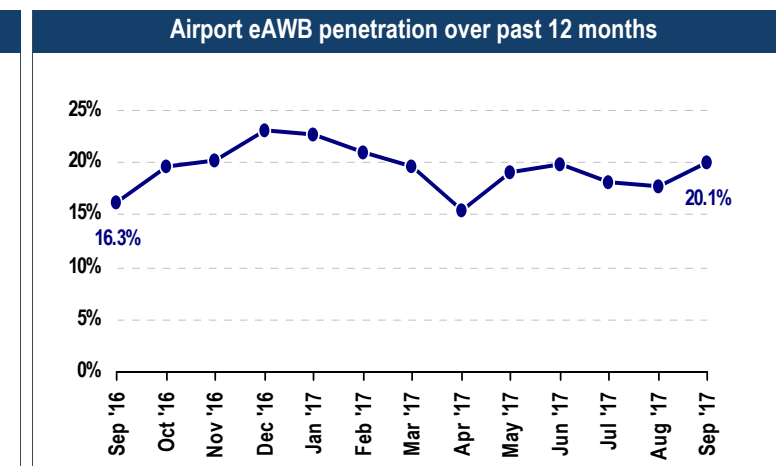
eAWB Airport Overview - September 2017



AIRPORT	CITY	COUNTRY	REGION	MP4 / MC99	SOP
HND - Haneda	TYO - Tokyo	JP - Japan	ASPAC - Japan & Korea	Both	

Volume	(e)AWB
Total AWB	6,501
eAWB Network	3,593
eAWB Actual	723
eAWB Potential	2,870

eAWB penetration and change vs previous month		
	eAWB penetration %	Change p.p.
Haneda	20.1%	+2.3 p.p.
Japan	29.3%	+0.2 p.p.
Japan & Korea	52.3%	+1.1 p.p.



Top Airlines by eAWB penetration		
Rank	Airline	eAWB Penetration %
1	AA - American Airlines	87.0%
2	AF - Air France	74.0%
3	MS - Egyptair	71.4%
4	AC - Air Canada	43.8%
5	QR - Qatar Airways	30.8%
6	NH - All Nippon Airways	29.4%
7	LH - Lufthansa Cargo	28.8%
8	5X - UPS Airlines	18.9%
9	JL - Japan Airlines	11.0%
10	KE - Korean Air	4.8%

Top FF Groups by eAWB penetration (from top 20 by volume)		
Rank	FF Group	eAWB Penetration %
1	DHL	100.0%
2	HANKYU HANSHIN EXPRESS	51.4%
3	YUSEN	45.9%
4	NNR GLOBAL LOGISTICS	38.5%
5	OCS - OVERSEAS COURIER SERVICES	30.4%
6	KWE - KINTETSU WORLD EXPRESS	22.2%
7	NIPPON EXPRESS	18.9%
8	WORLD COURIER	4.5%
9	VANTEC HTS (HITACHI TRANSPORT SYSTEM) FORWARDING	2.2%
10	NISSIN CORP	1.0%

MeA and eAWB status at airport					
Who	Count	Signed MeA	%	Does eAWB	%
Airlines	24	21	87.5%	11	45.8%
FF Groups	79	36	45.6%	19	24.1%

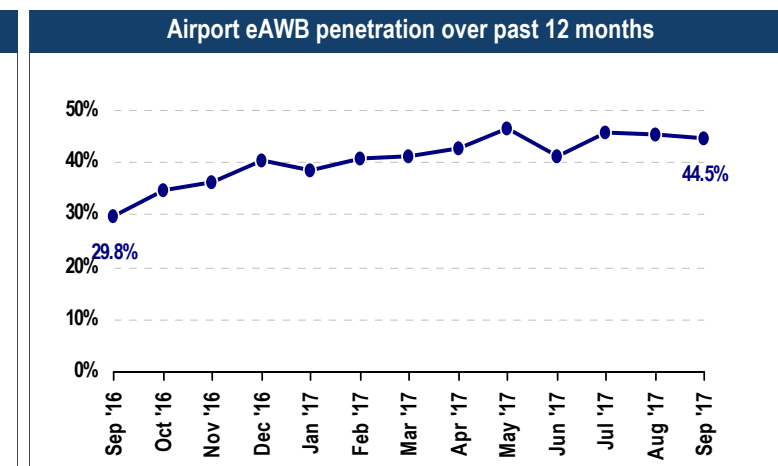
eAWB Airport Overview - September 2017



AIRPORT	CITY	COUNTRY	REGION	MP4 / MC99	SOP
IAD - Dulles Int'l	WAS - Washington	US - USA	AMERS - North America	Both	Yes

Volume	(e)AWB
Total AWB	7,272
eAWB Network	5,212
eAWB Actual	2,320
eAWB Potential	2,892

eAWB penetration and change vs previous month		
	eAWB penetration %	Change p.p.
Dulles Int'l	44.5%	-0.8 p.p.
USA	44.3%	0.0 p.p.
North America	45.8%	-0.2 p.p.



Top Airlines by eAWB penetration		
Rank	Airline	eAWB Penetration %
1	DL - Delta Air Lines	84.8%
2	QR - Qatar Airways	78.3%
3	AC - Air Canada	74.6%
4	UA - United Airlines	73.7%
5	CI - China Airlines	70.0%
6	AA - American Airlines	69.7%
7	KL - KLM	68.2%
8	AF - Air France	66.7%
9	BA - IAG - British Airways	64.6%
10	5X - UPS Airlines	52.6%

Top FF Groups by eAWB penetration (from top 20 by volume)		
Rank	FF Group	eAWB Penetration %
1	DSV AIR & SEA	71.8%
2	EXPEDITORS GROUP	71.2%
3	DGF - DHL GLOBAL FORWARD FORWARDING	62.5%
4	CARGO TRANSPORT	60.9%
5	PANALPINA	58.4%
6	BOLLORE	57.7%
7	SCHENKER	57.6%
8	WORLD COURIER	52.5%
9	JAS FORWARDING	50.5%
10	POLARIS WW LOGS	46.2%

MeA and eAWB status at airport					
Who	Count	Signed MeA	%	Does eAWB	%
Airlines	56	42	75.0%	19	33.9%
FF Groups	192	105	54.7%	57	29.7%

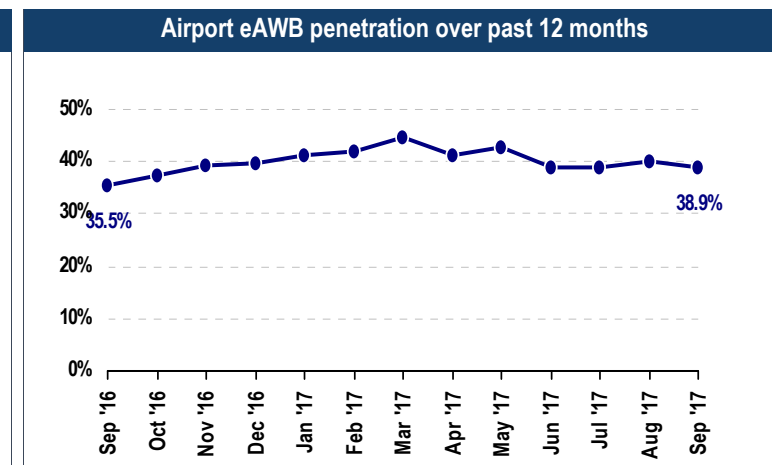
eAWB Airport Overview - September 2017



AIRPORT	CITY	COUNTRY	REGION	MP4 / MC99	SOP
IAH - George Bush Intercontl	HOU - Houston	US - USA	AMERS - North America	Both	Yes

Volume	(e)AWB
Total AWB	12,107
eAWB Network	9,458
eAWB Actual	3,678
eAWB Potential	5,780

eAWB penetration and change vs previous month		
	eAWB penetration %	Change p.p.
George Bush Intercontl	38.9%	-1.0 p.p.
USA	44.3%	0.0 p.p.
North America	45.8%	-0.2 p.p.



Top Airlines by eAWB penetration		
Rank	Airline	eAWB Penetration %
1	SV - Saudi Arabian Airlines	87.5%
2	IB - IAG - IBERIA	80.0%
3	QR - Qatar Airways	74.5%
4	AF - Air France	63.8%
5	AA - American Airlines	61.4%
6	KL - KLM	60.3%
7	UA - United Airlines	59.6%
8	CX - Cathay Pacific	59.4%
9	SQ - SIA Cargo	56.6%
10	BA - IAG - British Airways	43.0%

Top FF Groups by eAWB penetration (from top 20 by volume)		
Rank	FF Group	eAWB Penetration %
1	HELLMANN WORLDWIDE LOGISTICS	84.9%
2	SCHENKER	70.6%
3	NIPPON EXPRESS	69.0%
4	DGF - DHL GLOBAL FORWARD FORWARDING	67.0%
5	PANALPINA	64.5%
6	GEODIS / WILSON GROUP	63.1%
7	BOLLORE	59.8%
8	EXPEDITORS GROUP	58.0%
9	DSV AIR & SEA	57.5%
10	BDP INTL	56.3%

MeA and eAWB status at airport					
Who	Count	Signed MeA	%	Does eAWB	%
Airlines	61	44	72.1%	22	36.1%
FF Groups	341	191	56.0%	113	33.1%

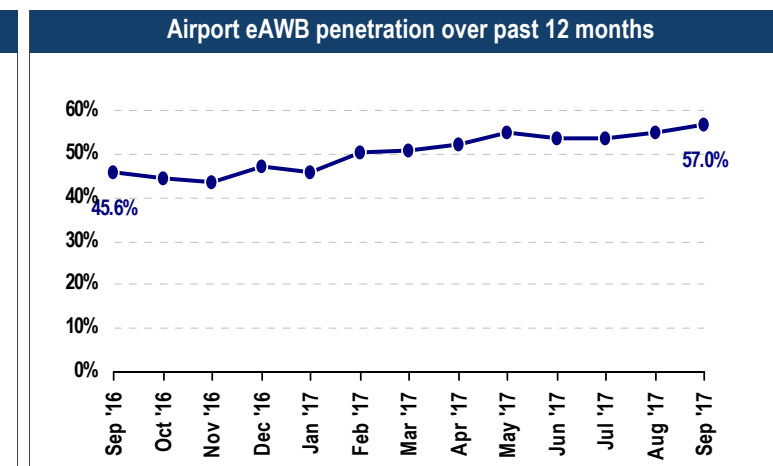
eAWB Airport Overview - September 2017



AIRPORT	CITY	COUNTRY	REGION	MP4 / MC99	SOP
ICN - Incheon International	SEL - Seoul	KR - Korea, Republic of	ASPAC - Japan & Korea	MC99	Yes

Volume	(e)AWB
Total AWB	98,463
eAWB Network	74,615
eAWB Actual	42,508
eAWB Potential	32,107

eAWB penetration and change vs previous month		
	eAWB penetration %	Change p.p.
Incheon International	57.0%	+2.0 p.p.
Korea, Republic of	56.1%	+2.0 p.p.
Japan & Korea	52.3%	+1.1 p.p.



Top Airlines by eAWB penetration		
Rank	Airline	eAWB Penetration %
1	QR - Qatar Airways	88.1%
2	BA - IAG - British Airways	84.6%
3	CX - Cathay Pacific	82.6%
4	LH - Lufthansa Cargo	77.3%
5	AA - American Airlines	73.4%
6	KL - KLM	67.8%
7	KE - Korean Air	65.5%
8	DL - Delta Air Lines	64.7%
9	AF - Air France	60.8%
10	UA - United Airlines	60.5%

Top FF Groups by eAWB penetration (from top 20 by volume)		
Rank	FF Group	eAWB Penetration %
1	NIPPON EXPRESS	82.9%
2	WAC INTERNATIONAL LOGISTICS	81.9%
3	EUNSAN SHIPPING & AIRCARGO	81.1%
4	TRANSALL	74.5%
5	HTNS - HANARO TNS	72.4%
6	KWE - KINTETSU WORLD EXPRESS	72.0%
7	EGIS AIR CONSOLIDATORS	71.0%
8	SITC LOGS	65.8%
9	WOOJUNG AIR CONSOLIDATION	64.2%
10	COA - COSMO AIRFREIGHT CONSOLIDATORS	61.9%

MeA and eAWB status at airport					
Who	Count	Signed MeA	%	Does eAWB	%
Airlines	48	42	87.5%	22	45.8%
FF Groups	253	134	53.0%	217	85.8%

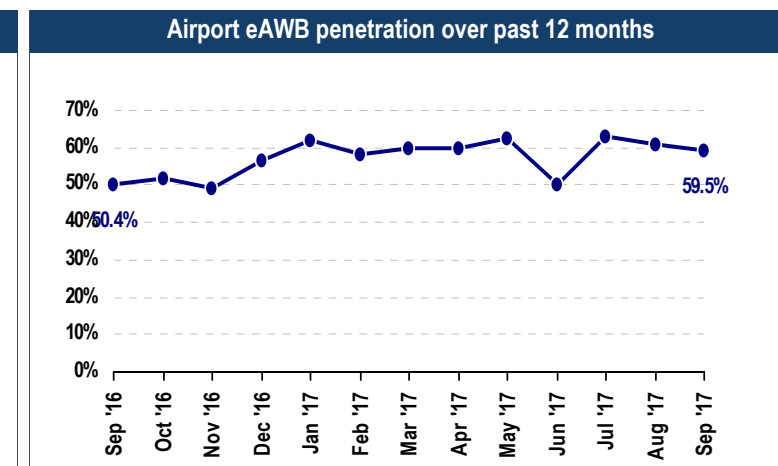
eAWB Airport Overview - September 2017



AIRPORT	CITY	COUNTRY	REGION	MP4 / MC99	SOP
IST - Ataturk	IST - Istanbul	TR - Turkey	EUR - Europe	Both	Yes

Volume	
	(e)AWB
Total AWB	17,623
eAWB Network	12,199
eAWB Actual	7,260
eAWB Potential	4,939

eAWB penetration and change vs previous month		
	eAWB penetration %	Change p.p.
Ataturk	59.5%	-1.5 p.p.
Turkey	54.8%	-3.0 p.p.
Europe	39.8%	+0.2 p.p.



Top Airlines by eAWB penetration		
Rank	Airline	eAWB Penetration %
1	TK - THY - Turkish Airlines	72.2%
2	5X - UPS Airlines	58.6%
3	SQ - SIA Cargo	55.3%
4	QR - Qatar Airways	53.1%
5	DL - Delta Air Lines	45.0%
6	LH - Lufthansa Cargo	33.9%
7	KE - Korean Air	30.3%
8	SV - Saudi Arabian Airlines	21.1%
9	AF - Air France	19.9%
10	BA - IAG - British Airways	2.6%

Top FF Groups by eAWB penetration (from top 20 by volume)		
Rank	FF Group	eAWB Penetration %
1	AIR TECH KARGO	99.8%
2	TRANSORIENT_TURKEY	96.9%
3	MARS AIR AND SEA	94.7%
4	GALATA TASIMACILIK VE TICARET	94.6%
5	BORUSAN LOJISTIK	90.4%
6	EXPEDITORS GROUP	88.1%
7	UPS - UNITED PARCEL SERVICE	86.5%
8	SCHENKER	85.7%
9	AS-AV INTL TRANSP	84.2%
10	TNT EXPRESS	83.3%

MeA and eAWB status at airport					
Who	Count	Signed MeA	%	Does eAWB	%
Airlines	36	26	72.2%	10	27.8%
FF Groups	106	43	40.6%	56	52.8%

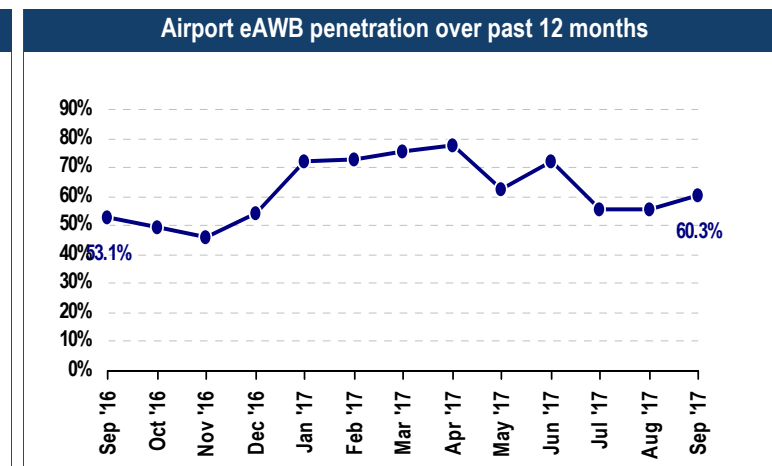
eAWB Airport Overview - September 2017



AIRPORT	CITY	COUNTRY	REGION	MP4 / MC99	SOP
JED - King Abdulaziz Int'l	JED - Jeddah	SA - Saudi Arabia	MIDEAST - Middle East	MC99	Yes

Volume	(e)AWB
Total AWB	4,521
eAWB Network	4,293
eAWB Actual	2,588
eAWB Potential	1,705

eAWB penetration and change vs previous month		
	eAWB penetration %	Change p.p.
King Abdulaziz Int'l	60.3%	+4.5 p.p.
Saudi Arabia	44.5%	+2.6 p.p.
Middle East	72.8%	+0.8 p.p.



Top Airlines by eAWB penetration		
Rank	Airline	eAWB Penetration %
1	MS - Egyptair	86.2%
2	SV - Saudi Arabian Airlines	70.4%
3	ET - Ethiopian Airlines	68.7%
4	5X - UPS Airlines	68.3%
5	EK - Emirates	54.5%
6	LH - Lufthansa Cargo	40.0%
7	EY - Etihad Airways	14.3%
8	TK - THY - Turkish Airlines	0.0%
9	MH - Malaysia Airlines	0.0%
10	KL - KLM	0.0%

Top FF Groups by eAWB penetration (from top 20 by volume)		
Rank	FF Group	eAWB Penetration %
1	ET - ETHIOPIAN AIRLINES	100.0%
2	AL TAISEER EXPRESS AIR CARGO	100.0%
3	DELTA SHAHN COMPANY	96.4%
4	ABDUL LATIF JAMEEL TRANSPORTATION	93.7%
5	SHITA CARGO	93.4%
6	BASEM INTL AIR CARGO	85.8%
7	MOHSEN CARGO SERVICES	79.5%
8	AL ZAFER WINGS CARGO SERVICES	78.9%
9	FARNAS CARGO SERVICES	77.4%
10	AL TAYYAR CARGO SERVICES	64.6%

MeA and eAWB status at airport					
Who	Count	Signed MeA	%	Does eAWB	%
Airlines	15	14	93.3%	7	46.7%
FF Groups	41	12	29.3%	31	75.6%

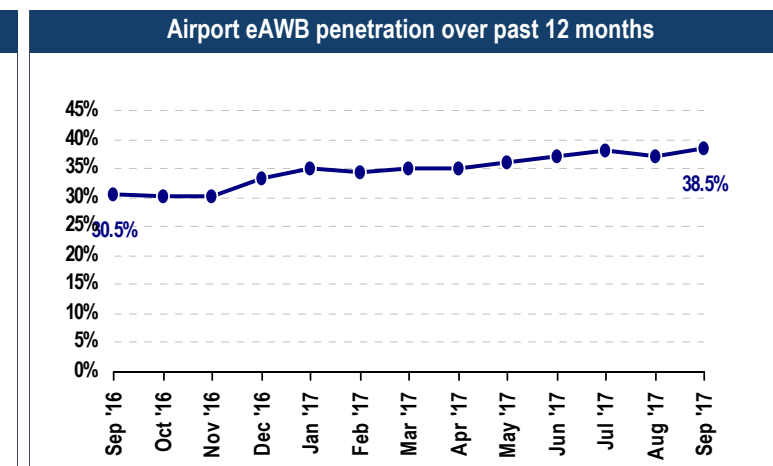
eAWB Airport Overview - September 2017



AIRPORT	CITY	COUNTRY	REGION	MP4 / MC99	SOP
JFK - John F Kennedy Int'l	NYC - New York	US - USA	AMERS - North America	Both	Yes

Volume	(e)AWB
Total AWB	48,577
eAWB Network	37,890
eAWB Actual	14,572
eAWB Potential	23,318

eAWB penetration and change vs previous month		
	eAWB penetration %	Change p.p.
John F Kennedy Int'l	38.5%	+1.4 p.p.
USA	44.3%	0.0 p.p.
North America	45.8%	-0.2 p.p.



Top Airlines by eAWB penetration		
Rank	Airline	eAWB Penetration %
1	DL - Delta Air Lines	77.9%
2	KL - KLM	73.5%
3	AC - Air Canada	73.1%
4	QR - Qatar Airways	70.8%
5	UA - United Airlines	68.9%
6	AF - Air France	68.3%
7	SQ - SIA Cargo	57.1%
8	AA - American Airlines	53.7%
9	CX - Cathay Pacific	52.7%
10	CI - China Airlines	50.2%

Top FF Groups by eAWB penetration (from top 20 by volume)		
Rank	FF Group	eAWB Penetration %
1	DL - DELTA AIRLINES	95.5%
2	BOLLORE	74.7%
3	BRINK'S	71.1%
4	EXPEDITORS GROUP	68.9%
5	DGF - DHL GLOBAL FORWARD FORWARDING	68.9%
6	BDP INTL	67.8%
7	SCHENKER	67.0%
8	PANALPINA	66.4%
9	CEVA GROUP	65.7%
10	DSV AIR & SEA	61.1%

MeA and eAWB status at airport					
Who	Count	Signed MeA	%	Does eAWB	%
Airlines	72	52	72.2%	27	37.5%
FF Groups	649	326	50.2%	188	29.0%

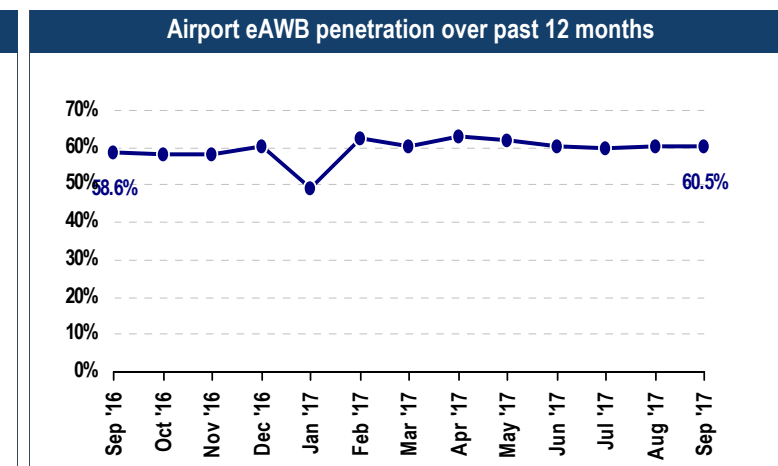
eAWB Airport Overview - September 2017



AIRPORT	CITY	COUNTRY	REGION	MP4 / MC99	SOP
JNB - Johannesburg Int'l	JNB - Johannesburg	ZA - South Africa	AFR - Africa	MC99	Yes

Volume	(e)AWB
Total AWB	19,007
eAWB Network	17,178
eAWB Actual	10,397
eAWB Potential	6,781

eAWB penetration and change vs previous month		
	eAWB penetration %	Change p.p.
Johannesburg Int'l	60.5%	0.0 p.p.
South Africa	56.4%	-0.8 p.p.
Africa	67.1%	-0.7 p.p.



Top Airlines by eAWB penetration		
Rank	Airline	eAWB Penetration %
1	SV - Saudi Arabian Airlines	76.5%
2	QR - Qatar Airways	71.8%
3	DL - Delta Air Lines	71.2%
4	SA - SAA - South African Airways	71.0%
5	CA - Air China	66.7%
6	KQ - Kenya Airways	65.8%
7	SQ - SIA Cargo	62.4%
8	AF - Air France	57.8%
9	5X - UPS Airlines	56.6%
10	KL - KLM	51.9%

Top FF Groups by eAWB penetration (from top 20 by volume)		
Rank	FF Group	eAWB Penetration %
1	BRIDGE WORLDWIDE	98.8%
2	CONSOLIDATION & WHOLESALE CARGO	87.6%
3	BOLLORE	85.8%
4	SCHENKER	83.0%
5	DHL INTERNATIONAL	82.9%
6	CFR FREIGHT	79.6%
7	SAFCOR FREIGHT	71.1%
8	AIR MENZIES INTL	70.5%
9	UTI	69.0%
10	DGF - DHL GLOBAL FORWARD FORWARDING	66.3%

MeA and eAWB status at airport					
Who	Count	Signed MeA	%	Does eAWB	%
Airlines	24	23	95.8%	18	75.0%
FF Groups	116	56	48.3%	63	54.3%

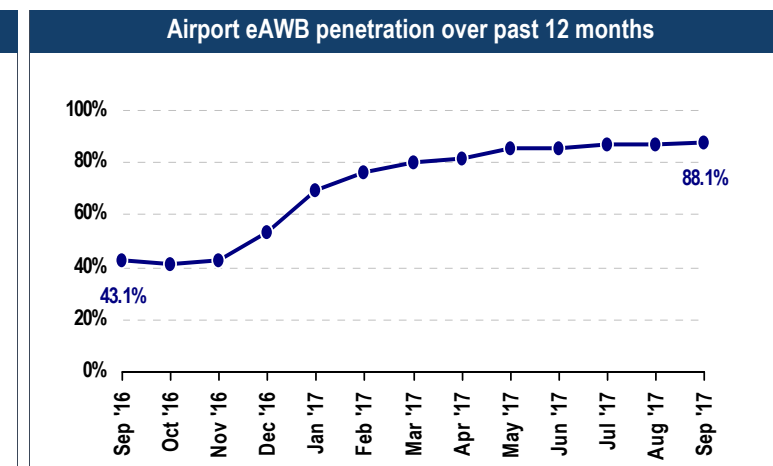
eAWB Airport Overview - September 2017



AIRPORT	CITY	COUNTRY	REGION	MP4 / MC99	SOP
KHH - Kaohsiung Int'l	KHH - Kaohsiung	TW - Chinese Taipei	NASIA - South East Asia	NONE	

Volume	(e)AWB
Total AWB	6,265
eAWB Network	6,134
eAWB Actual	5,406
eAWB Potential	728

eAWB penetration and change vs previous month		
	eAWB penetration %	Change p.p.
Kaohsiung Int'l	88.1%	+1.2 p.p.
Chinese Taipei	71.9%	-0.7 p.p.
South East Asia	62.4%	-0.2 p.p.



Top Airlines by eAWB penetration		
Rank	Airline	eAWB Penetration %
1	BR - EVA Air	95.1%
2	CX - Cathay Pacific	92.8%
3	CI - China Airlines	87.8%
4	5X - UPS Airlines	70.6%
5	CA - Air China	14.3%
6	CK - China Cargo Airlines	0.0%
7	NH - All Nippon Airways	0.0%
8	MU - China Eastern Airlines	0.0%
9	QR - Qatar Airways	0.0%
10	JL - Japan Airlines	0.0%

Top FF Groups by eAWB penetration (from top 20 by volume)		
Rank	FF Group	eAWB Penetration %
1	DIMERCO EXPRESS	100.0%
2	MORRISON EXPRESS	100.0%
3	UPS - UNITED PARCEL SERVICE	100.0%
4	PACIFIC STAR INTL	100.0%
5	FLYING ASIA TRANSPORT	100.0%
6	KINDLE EXPRESS RESOURCES	100.0%
7	U-FREIGHT	100.0%
8	DGF - DHL GLOBAL FORWARD FORWARDING	99.6%
9	KWE - KINTETSU WORLD EXPRESS	99.1%
10	SAN GIANT EXPRESS	98.6%

MeA and eAWB status at airport					
Who	Count	Signed MeA	%	Does eAWB	%
Airlines	6	6	100.0%	3	50.0%
FF Groups	60	27	45.0%	56	93.3%

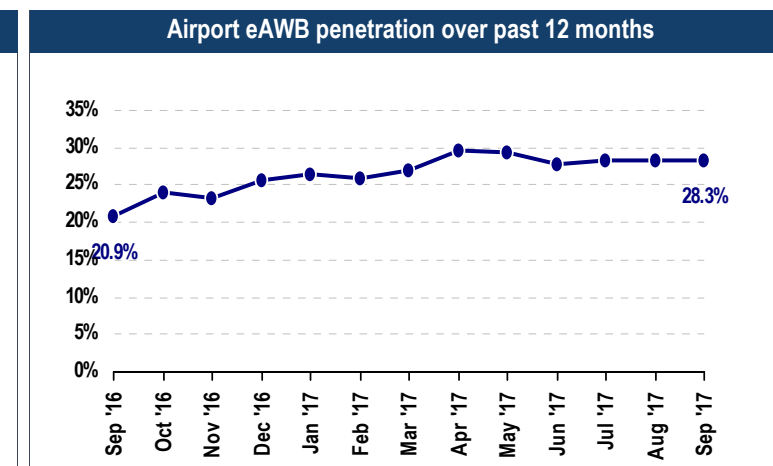
eAWB Airport Overview - September 2017



AIRPORT	CITY	COUNTRY	REGION	MP4 / MC99	SOP
KIX - Kansai International	OSA - Osaka	JP - Japan	ASPAC - Japan & Korea	Both	Yes

Volume	(e)AWB
Total AWB	40,162
eAWB Network	27,863
eAWB Actual	7,876
eAWB Potential	19,987

eAWB penetration and change vs previous month		
	eAWB penetration %	Change p.p.
Kansai International	28.3%	-0.1 p.p.
Japan	29.3%	+0.2 p.p.
Japan & Korea	52.3%	+1.1 p.p.



Top Airlines by eAWB penetration		
Rank	Airline	eAWB Penetration %
1	AA - American Airlines	76.3%
2	UA - United Airlines	75.6%
3	DL - Delta Air Lines	74.7%
4	FX - FEDEX Express	68.9%
5	AC - Air Canada	67.2%
6	LH - Lufthansa Cargo	54.1%
7	AF - Air France	51.0%
8	KE - Korean Air	46.1%
9	KL - KLM	41.9%
10	BA - IAG - British Airways	41.9%

Top FF Groups by eAWB penetration (from top 20 by volume)		
Rank	FF Group	eAWB Penetration %
1	PANALPINA	58.1%
2	HANKYU HANSHIN EXPRESS	54.5%
3	NNR GLOBAL LOGISTICS	48.5%
4	YUSEN	43.4%
5	KWE - KINTETSU WORLD EXPRESS	42.6%
6	DSV AIR & SEA	36.7%
7	SCHENKER	34.2%
8	DGF - DHL GLOBAL FORWARD FORWARDING	32.5%
9	NISSIN CORP	26.2%
10	NIPPON EXPRESS	25.7%

MeA and eAWB status at airport					
Who	Count	Signed MeA	%	Does eAWB	%
Airlines	50	41	82.0%	21	42.0%
FF Groups	94	41	43.6%	45	47.9%

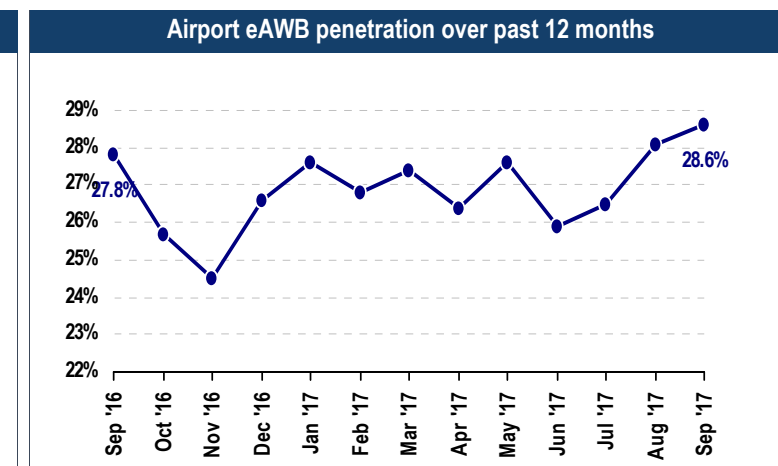
eAWB Airport Overview - September 2017



AIRPORT	CITY	COUNTRY	REGION	MP4 / MC99	SOP
KUL - Kuala Lumpur Int'l	KUL - Kuala Lumpur	MY - Malaysia	ASPAC - South East Asia	Both	

Volume	
	(e)AWB
Total AWB	18,606
eAWB Network	12,557
eAWB Actual	3,586
eAWB Potential	8,971

eAWB penetration and change vs previous month		
	eAWB penetration %	Change p.p.
Kuala Lumpur Int'l	28.6%	+0.5 p.p.
Malaysia	34.0%	+1.6 p.p.
South East Asia	52.3%	+1.1 p.p.



Top Airlines by eAWB penetration		
Rank	Airline	eAWB Penetration %
1	CX - Cathay Pacific	95.4%
2	SQ - SIA Cargo	81.9%
3	QR - Qatar Airways	79.8%
4	UA - United Airlines	61.9%
5	CI - China Airlines	46.2%
6	QF - Qantas	36.8%
7	KE - Korean Air	36.0%
8	BA - IAG - British Airways	28.8%
9	5X - UPS Airlines	28.4%
10	EK - Emirates	22.6%

Top FF Groups by eAWB penetration (from top 20 by volume)		
Rank	FF Group	eAWB Penetration %
1	ANF LOGS	71.7%
2	EXPEDITORS GROUP	66.3%
3	DGF - DHL GLOBAL FORWARD FORWARDING	57.9%
4	CEVA GROUP	46.5%
5	UPS - UNITED PARCEL SERVICE	44.5%
6	SCHENKER	37.4%
7	PANALPINA	36.6%
8	AGILITY	36.0%
9	NNR GLOBAL LOGISTICS	28.0%
10	TASCO BERHAD - TRANS-ASIA SHIPPING CO	26.3%

MeA and eAWB status at airport					
Who	Count	Signed MeA	%	Does eAWB	%
Airlines	25	24	96.0%	15	60.0%
FF Groups	107	46	43.0%	50	46.7%

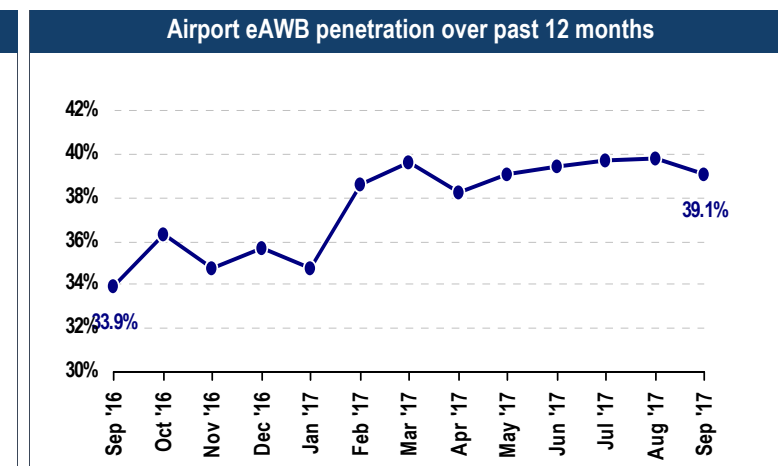
eAWB Airport Overview - September 2017



AIRPORT	CITY	COUNTRY	REGION	MP4 / MC99	SOP
LAX - Los Angeles Int'l	LAX - Los Angeles	US - USA	AMERS - North America	Both	Yes

Volume	(e)AWB
Total AWB	50,611
eAWB Network	38,840
eAWB Actual	15,190
eAWB Potential	23,650

eAWB penetration and change vs previous month		
	eAWB penetration %	Change p.p.
Los Angeles Int'l	39.1%	-0.7 p.p.
USA	44.3%	0.0 p.p.
North America	45.8%	-0.2 p.p.



Top Airlines by eAWB penetration		
Rank	Airline	eAWB Penetration %
1	QR - Qatar Airways	75.0%
2	AF - Air France	73.5%
3	DL - Delta Air Lines	70.6%
4	KL - KLM	68.9%
5	UA - United Airlines	66.1%
6	AA - American Airlines	65.1%
7	CX - Cathay Pacific	57.1%
8	SK - SAS	48.9%
9	SQ - SIA Cargo	47.0%
10	LH - Lufthansa Cargo	47.0%

Top FF Groups by eAWB penetration (from top 20 by volume)		
Rank	FF Group	eAWB Penetration %
1	DGF - DHL GLOBAL FORWARD FORWARDING	81.1%
2	AGILITY	71.0%
3	ABLE FREIGHT SERVICES	69.4%
4	PANALPINA	63.9%
5	SCHENKER	63.8%
6	BOLLORE	57.4%
7	CLEARFREIGHT	56.5%
8	UPS - UNITED PARCEL SERVICE	53.5%
9	EXPEDITORS GROUP	51.4%
10	CFI - COMMODITY FORWARDERS	50.6%

MeA and eAWB status at airport					
Who	Count	Signed MeA	%	Does eAWB	%
Airlines	74	51	68.9%	27	36.5%
FF Groups	646	327	50.6%	179	27.7%

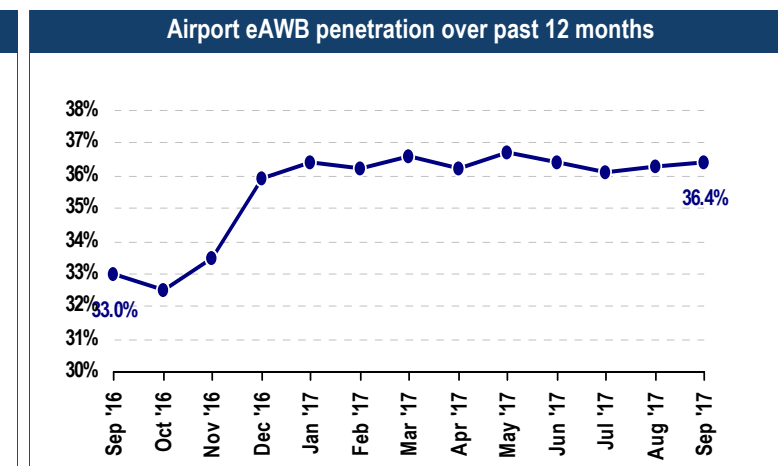
eAWB Airport Overview - September 2017



AIRPORT	CITY	COUNTRY	REGION	MP4 / MC99	SOP
LHR - Heathrow	LON - London	GB - United Kingdom	EUR - Europe	Both	Yes

Volume	
	(e)AWB
Total AWB	75,722
eAWB Network	50,264
eAWB Actual	18,306
eAWB Potential	31,958

eAWB penetration and change vs previous month		
	eAWB penetration %	Change p.p.
Heathrow	36.4%	+0.1 p.p.
United Kingdom	33.4%	+0.3 p.p.
Europe	39.8%	+0.2 p.p.



Top Airlines by eAWB penetration		
Rank	Airline	eAWB Penetration %
1	KE - Korean Air	73.9%
2	CI - China Airlines	73.5%
3	SV - Saudi Arabian Airlines	68.0%
4	AA - American Airlines	67.4%
5	UA - United Airlines	60.5%
6	AC - Air Canada	58.9%
7	QR - Qatar Airways	57.6%
8	MS - Egyptair	52.8%
9	SQ - SIA Cargo	52.8%
10	KQ - Kenya Airways	49.1%

Top FF Groups by eAWB penetration (from top 20 by volume)		
Rank	FF Group	eAWB Penetration %
1	DHL AVIATION	85.2%
2	PANALPINA	81.1%
3	WORLD COURIER	79.5%
4	EXPEDITORS GROUP	72.8%
5	SCHENKER	71.7%
6	UPS - UNITED PARCEL SERVICE	67.9%
7	CEVA GROUP	66.3%
8	DGF - DHL GLOBAL FORWARD FORWARDING	53.6%
9	AIR MENZIES INTL	53.4%
10	BOLLORE	47.8%

MeA and eAWB status at airport					
Who	Count	Signed MeA	%	Does eAWB	%
Airlines	88	54	61.4%	30	34.1%
FF Groups	406	165	40.6%	191	47.0%

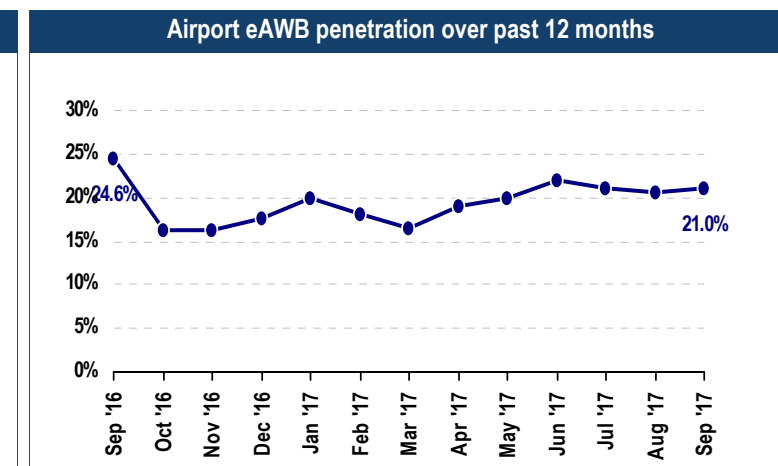


eAWB Airport Overview - September 2017

AIRPORT	CITY	COUNTRY	REGION	MP4 / MC99	SOP
LIM - J Chavez Int'l	LIM - Lima	PE - Peru	AMERS - South America	MC99	Yes

Volume	(e)AWB
Total AWB	8,175
eAWB Network	7,102
eAWB Actual	1,493
eAWB Potential	5,609

eAWB penetration and change vs previous month		
	eAWB penetration %	Change p.p.
J Chavez Int'l	21.0%	+0.3 p.p.
Peru	21.0%	+0.3 p.p.
South America	45.8%	-0.2 p.p.



Top Airlines by eAWB penetration		
Rank	Airline	eAWB Penetration %
1	KL - KLM	52.0%
2	AF - Air France	40.6%
3	UA - United Airlines	37.0%
4	AA - American Airlines	24.9%
5	DL - Delta Air Lines	24.3%
6	5X - UPS Airlines	22.1%
7	LA - LAN Airlines	18.2%
8	AV - AVIANCA	14.1%
9	KE - Korean Air	7.0%
10	IB - IAG - IBERIA	2.8%

Top FF Groups by eAWB penetration (from top 20 by volume)		
Rank	FF Group	eAWB Penetration %
1	GAMARRA AIR CARGO	62.4%
2	DGF - DHL GLOBAL FORWARD FORWARDING	56.3%
3	PANALPINA	53.0%
4	HELLMANN WORLDWIDE LOGISTICS	39.4%
5	DHL EXPRESS	17.3%
6	SCHENKER	14.3%
7	CEVA GROUP	13.6%
8	KUEHNE + NAGEL	1.2%
9	A HARTRODT	0.7%
10	SCHARFF INTERNATIONAL COURIER AND CARGO	0.0%

MeA and eAWB status at airport					
Who	Count	Signed MeA	%	Does eAWB	%
Airlines	23	20	87.0%	8	34.8%
FF Groups	68	46	67.6%	12	17.6%

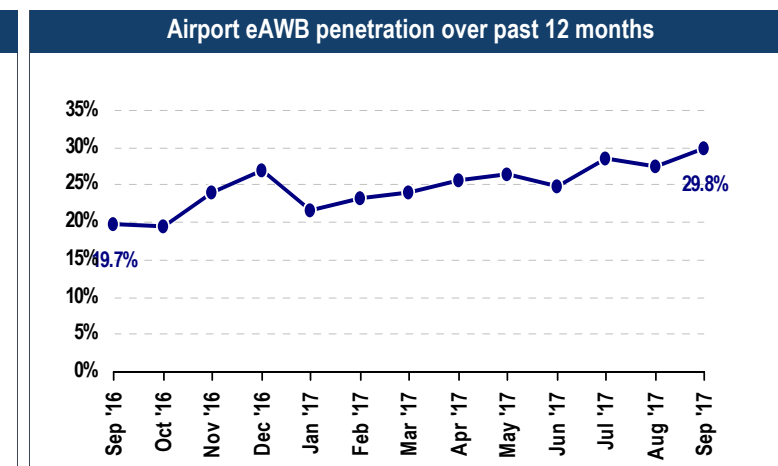
eAWB Airport Overview - September 2017



AIRPORT	CITY	COUNTRY	REGION	MP4 / MC99	SOP
LUX - Luxembourg	LUX - Luxembourg	LU - Luxembourg	EUR - Europe	Both	

Volume	(e)AWB
Total AWB	3,688
eAWB Network	3,070
eAWB Actual	916
eAWB Potential	2,154

eAWB penetration and change vs previous month		
	eAWB penetration %	Change p.p.
Luxembourg	29.8%	+2.3 p.p.
Luxembourg	29.8%	+2.3 p.p.
Europe	39.8%	+0.2 p.p.



Top Airlines by eAWB penetration		
Rank	Airline	eAWB Penetration %
1	QR - Qatar Airways	99.6%
2	5Y - Atlas Air	87.7%
3	CI - China Airlines	69.8%
4	5X - UPS Airlines	45.0%
5	CV - Cargolux	18.2%
6	EK - Emirates	1.7%
7	KL - KLM	0.0%
8	TK - THY - Turkish Airlines	0.0%
9	LX - SWISS	0.0%
10	FI - Icelandair	0.0%

Top FF Groups by eAWB penetration (from top 20 by volume)		
Rank	FF Group	eAWB Penetration %
1	FLF - FASHION LOGISTIC FORWARDERS (INDITEX)	100.0%
2	PANALPINA	49.0%
3	YUSEN	41.2%
4	ECS LIVESTOCK	40.0%
5	SAVINO DEL BENE	25.0%
6	SCHENKER	19.7%
7	BOLLORE	8.7%
8	IJS GLOBAL	6.5%
9	KUEHNE + NAGEL	5.6%
10	DGF - DHL GLOBAL FORWARD FORWARDING	0.0%

MeA and eAWB status at airport					
Who	Count	Signed MeA	%	Does eAWB	%
Airlines	15	12	80.0%	4	26.7%
FF Groups	94	54	57.4%	12	12.8%

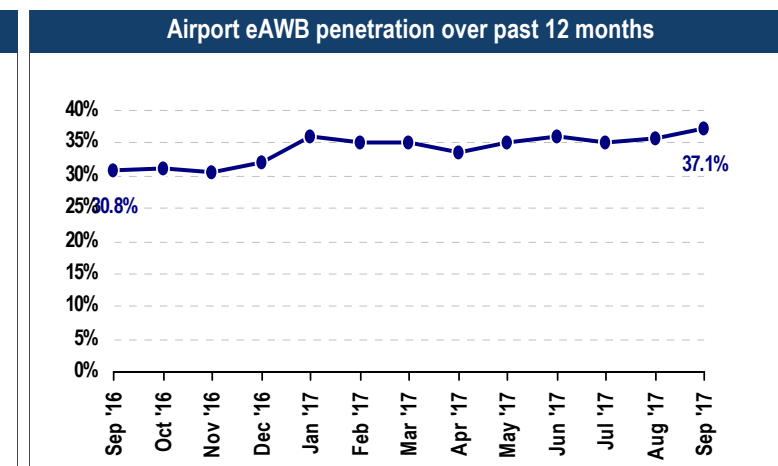
eAWB Airport Overview - September 2017



AIRPORT	CITY	COUNTRY	REGION	MP4 / MC99	SOP
LYS - Satolas	LYS - Lyon	FR - France	EUR - Europe	MC99	

Volume	(e)AWB
Total AWB	6,647
eAWB Network	5,012
eAWB Actual	1,859
eAWB Potential	3,153

eAWB penetration and change vs previous month		
	eAWB penetration %	Change p.p.
Satolas	37.1%	+1.5 p.p.
France	42.4%	-0.9 p.p.
Europe	39.8%	+0.2 p.p.



Top Airlines by eAWB penetration		
Rank	Airline	eAWB Penetration %
1	KE - Korean Air	91.2%
2	UA - United Airlines	75.1%
3	DL - Delta Air Lines	71.7%
4	KL - KLM	71.5%
5	AF - Air France	67.2%
6	QR - Qatar Airways	56.5%
7	AA - American Airlines	50.2%
8	BR - EVA Air	40.9%
9	5X - UPS Airlines	36.0%
10	BA - IAG - British Airways	33.7%

Top FF Groups by eAWB penetration (from top 20 by volume)		
Rank	FF Group	eAWB Penetration %
1	SCHENKER	72.9%
2	A HARTRODT	71.1%
3	UPS - UNITED PARCEL SERVICE	70.1%
4	CEVA GROUP	68.9%
5	BOLLORE	67.3%
6	GEODIS / WILSON GROUP	60.9%
7	EXPEDITORS GROUP	58.6%
8	PANALPINA	50.6%
9	ZIEGLER	47.3%
10	TRANSPORT P FATTON LOG	47.2%

MeA and eAWB status at airport					
Who	Count	Signed MeA	%	Does eAWB	%
Airlines	75	48	64.0%	23	30.7%
FF Groups	88	52	59.1%	42	47.7%

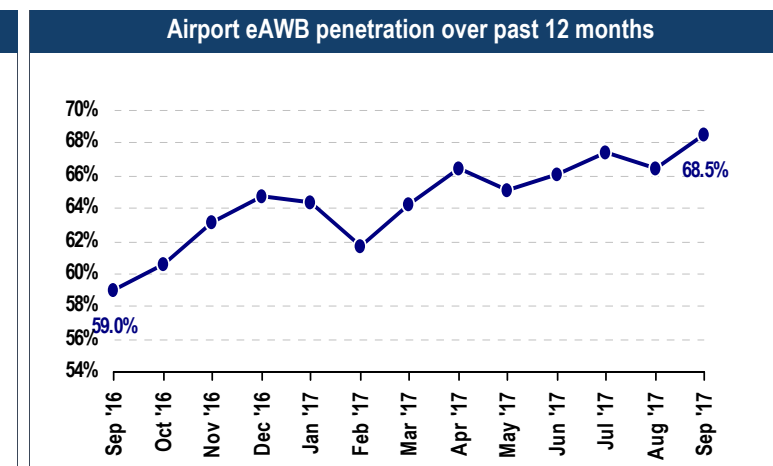
eAWB Airport Overview - September 2017



AIRPORT	CITY	COUNTRY	REGION	MP4 / MC99	SOP
MAA - Chennai	MAA - Chennai	IN - India	ASPAC - South Asian Subcontinent	MC99	

Volume	(e)AWB
Total AWB	10,247
eAWB Network	9,402
eAWB Actual	6,440
eAWB Potential	2,962

eAWB penetration and change vs previous month		
	eAWB penetration %	Change p.p.
Chennai	68.5%	+2.0 p.p.
India	57.3%	-0.4 p.p.
South Asian Subcontinent	52.3%	+1.1 p.p.



Top Airlines by eAWB penetration		
Rank	Airline	eAWB Penetration %
1	CX - Cathay Pacific	99.1%
2	SQ - SIA Cargo	82.4%
3	QR - Qatar Airways	80.3%
4	BA - IAG - British Airways	73.0%
5	5X - UPS Airlines	65.3%
6	EK - Emirates	61.8%
7	LH - Lufthansa Cargo	57.2%
8	DL - Delta Air Lines	38.5%
9	MK - Air Mauritius	16.7%
10	AF - Air France	12.8%

Top FF Groups by eAWB penetration (from top 20 by volume)		
Rank	FF Group	eAWB Penetration %
1	SABIN FORWARDERS	96.8%
2	NIPPON EXPRESS	96.1%
3	EXPEDITORS GROUP	91.8%
4	SCHENKER	86.3%
5	GEODIS / WILSON GROUP	86.1%
6	KWE - KINTETSU WORLD EXPRESS	83.5%
7	AIR CARGO CONNECTIONS	82.2%
8	LA FREIGHTLIFT	81.6%
9	UPS - UNITED PARCEL SERVICE	79.2%
10	EXPO FREIGHT	79.2%

MeA and eAWB status at airport					
Who	Count	Signed MeA	%	Does eAWB	%
Airlines	25	24	96.0%	14	56.0%
FF Groups	143	92	64.3%	108	75.5%

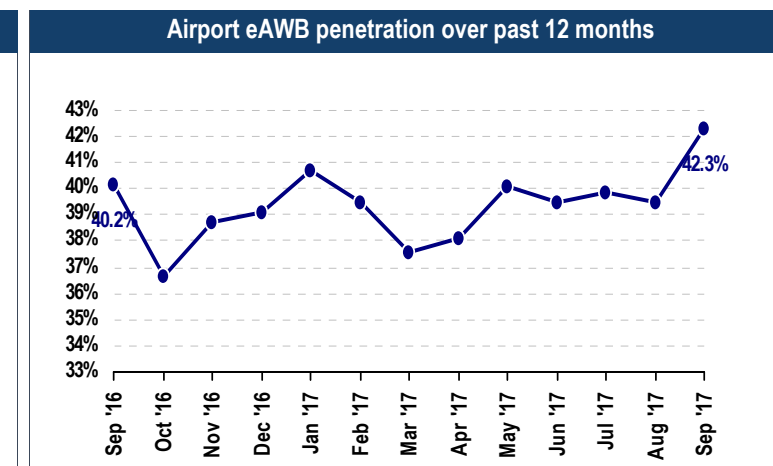
eAWB Airport Overview - September 2017



AIRPORT	CITY	COUNTRY	REGION	MP4 / MC99	SOP
MAD - Barajas	MAD - Madrid	ES - Spain and Canary Islands	EUR - Europe	Both	Yes

Volume	
	(e)AWB
Total AWB	15,231
eAWB Network	10,597
eAWB Actual	4,484
eAWB Potential	6,113

eAWB penetration and change vs previous month		
	eAWB penetration %	Change p.p.
Barajas	42.3%	+2.8 p.p.
Spain and Canary Islands	36.7%	+1.5 p.p.
Europe	39.8%	+0.2 p.p.



Top Airlines by eAWB penetration		
Rank	Airline	eAWB Penetration %
1	UA - United Airlines	71.0%
2	KE - Korean Air	63.9%
3	DL - Delta Air Lines	57.5%
4	AC - Air Canada	56.5%
5	AA - American Airlines	56.4%
6	IB - IAG - IBERIA	55.5%
7	KL - KLM	50.3%
8	CI - China Airlines	50.0%
9	5X - UPS Airlines	44.5%
10	QR - Qatar Airways	43.1%

Top FF Groups by eAWB penetration (from top 20 by volume)		
Rank	FF Group	eAWB Penetration %
1	EUROPEAN AIR TRANSPORT	89.3%
2	FLF - FASHION LOGISTIC FORWARDERS (INDITEX)	88.8%
3	GEODIS / WILSON GROUP	87.7%
4	SCHENKER	83.6%
5	PANALPINA	75.0%
6	CEVA GROUP	70.9%
7	CACESA - COMPANIAS AUXILIAR AL CARGO EXPRESS	63.5%
8	DSV AIR & SEA	48.7%
9	SAVINO DEL BENE	41.9%
10	DGF - DHL GLOBAL FORWARD FORWARDING	31.3%

MeA and eAWB status at airport					
Who	Count	Signed MeA	%	Does eAWB	%
Airlines	61	43	70.5%	21	34.4%
FF Groups	184	67	36.4%	56	30.4%

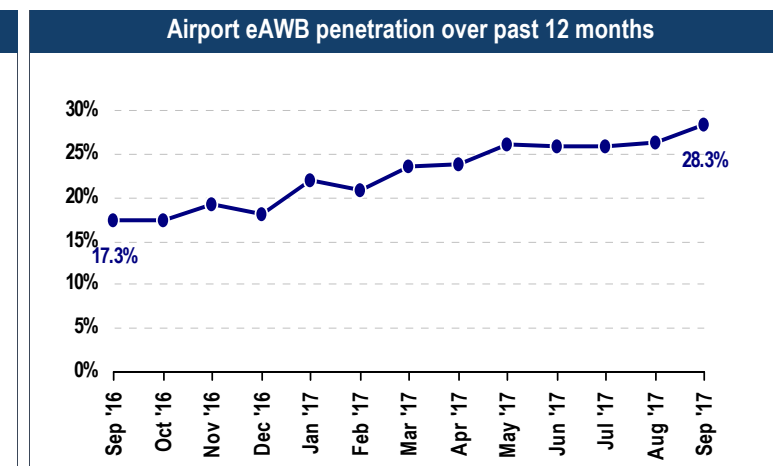
eAWB Airport Overview - September 2017



AIRPORT	CITY	COUNTRY	REGION	MP4 / MC99	SOP
MAN - Airport	MAN - Manchester	GB - United Kingdom	EUR - Europe	Both	

Volume	(e)AWB
Total AWB	7,830
eAWB Network	5,665
eAWB Actual	1,603
eAWB Potential	4,062

eAWB penetration and change vs previous month		
	eAWB penetration %	Change p.p.
Airport	28.3%	+2.0 p.p.
United Kingdom	33.4%	+0.3 p.p.
Europe	39.8%	+0.2 p.p.



Top Airlines by eAWB penetration		
Rank	Airline	eAWB Penetration %
1	MS - Egyptair	71.4%
2	CI - China Airlines	69.8%
3	SV - Saudi Arabian Airlines	66.4%
4	QR - Qatar Airways	61.2%
5	UA - United Airlines	58.4%
6	LX - SWISS	49.7%
7	AF - Air France	42.7%
8	AA - American Airlines	39.8%
9	AC - Air Canada	38.0%
10	DL - Delta Air Lines	35.5%

Top FF Groups by eAWB penetration (from top 20 by volume)		
Rank	FF Group	eAWB Penetration %
1	WORLD COURIER	90.4%
2	ALARABIA CARGO	88.2%
3	DSV AIR & SEA	83.3%
4	SCHENKER	65.5%
5	AIR MENZIES INTL	55.4%
6	GEODIS / WILSON GROUP	46.7%
7	KUEHNE + NAGEL	45.7%
8	ARAMEX - ARAB AMERICAN EXPRESS	44.9%
9	BOLLORE	44.7%
10	AIR SEA WORLDWIDE	32.0%

MeA and eAWB status at airport					
Who	Count	Signed MeA	%	Does eAWB	%
Airlines	67	48	71.6%	22	32.8%
FF Groups	166	85	51.2%	53	31.9%

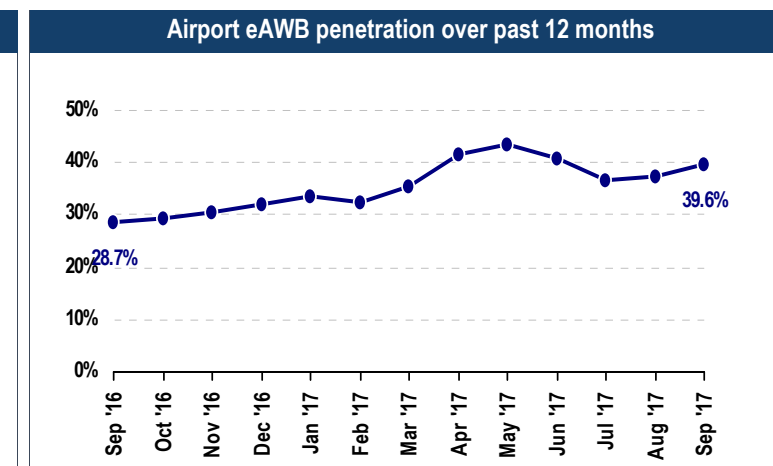
eAWB Airport Overview - September 2017



AIRPORT	CITY	COUNTRY	REGION	MP4 / MC99	SOP
MEL - Tullamarine	MEL - Melbourne	AU - Australia	ASPAC - South West Pacific	Both	Yes

Volume	(e)AWB
Total AWB	11,342
eAWB Network	8,041
eAWB Actual	3,186
eAWB Potential	4,855

eAWB penetration and change vs previous month		
	eAWB penetration %	Change p.p.
Tullamarine	39.6%	+2.3 p.p.
Australia	43.4%	+3.5 p.p.
South West Pacific	52.3%	+1.1 p.p.



Top Airlines by eAWB penetration		
Rank	Airline	eAWB Penetration %
1	UA - United Airlines	97.2%
2	QR - Qatar Airways	84.6%
3	CX - Cathay Pacific	83.4%
4	AA - American Airlines	78.4%
5	DL - Delta Air Lines	53.8%
6	EY - Etihad Airways	48.2%
7	SQ - SIA Cargo	45.3%
8	5X - UPS Airlines	36.4%
9	AC - Air Canada	19.4%
10	EK - Emirates	18.2%

Top FF Groups by eAWB penetration (from top 20 by volume)		
Rank	FF Group	eAWB Penetration %
1	SEAFRIGO AUSTRALIA	73.8%
2	MAINFREIGHT INTL	68.3%
3	HELLMANN WORLDWIDE LOGISTICS	64.5%
4	AIR MENZIES INTL	52.4%
5	GEODIS / WILSON GROUP	51.9%
6	SCHENKER	50.8%
7	CT FREIGHT	50.3%
8	TNT EXPRESS	46.8%
9	DHL EXPRESS	46.0%
10	UPS - UNITED PARCEL SERVICE	44.8%

MeA and eAWB status at airport					
Who	Count	Signed MeA	%	Does eAWB	%
Airlines	39	31	79.5%	13	33.3%
FF Groups	116	87	75.0%	87	75.0%

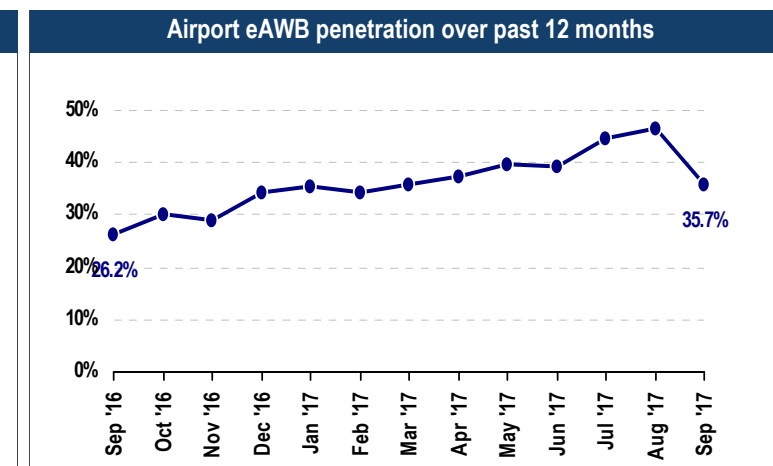
eAWB Airport Overview - September 2017



AIRPORT	CITY	COUNTRY	REGION	MP4 / MC99	SOP
MEX - Juarez International	MEX - Mexico City	MX - Mexico	AMERS - Central America	MC99	Yes

Volume	(e)AWB
Total AWB	7,995
eAWB Network	5,017
eAWB Actual	1,791
eAWB Potential	3,226

eAWB penetration and change vs previous month		
	eAWB penetration %	Change p.p.
Juarez International	35.7%	-10.7 p.p.
Mexico	41.3%	-7.4 p.p.
Central America	45.8%	-0.2 p.p.



Top Airlines by eAWB penetration		
Rank	Airline	eAWB Penetration %
1	5Y - Atlas Air	83.4%
2	QR - Qatar Airways	81.6%
3	KL - KLM	66.9%
4	AF - Air France	55.0%
5	LH - Lufthansa Cargo	51.8%
6	5X - UPS Airlines	39.0%
7	BA - IAG - British Airways	37.8%
8	CX - Cathay Pacific	36.5%
9	DL - Delta Air Lines	29.5%
10	UA - United Airlines	27.5%

Top FF Groups by eAWB penetration (from top 20 by volume)		
Rank	FF Group	eAWB Penetration %
1	DGF - DHL GLOBAL FORWARD FORWARDING	81.3%
2	SCHENKER	81.1%
3	GEODIS / WILSON GROUP	76.9%
4	EXPEDITORS GROUP	76.0%
5	DSV AIR & SEA	75.2%
6	PANALPINA	70.7%
7	SENATOR INTERNACIONAL MEXICO	68.1%
8	HELLMANN WORLDWIDE LOGISTICS	64.4%
9	KUEHNE + NAGEL	38.0%
10	CEVA GROUP	22.4%

MeA and eAWB status at airport					
Who	Count	Signed MeA	%	Does eAWB	%
Airlines	39	30	76.9%	15	38.5%
FF Groups	138	124	89.9%	20	14.5%

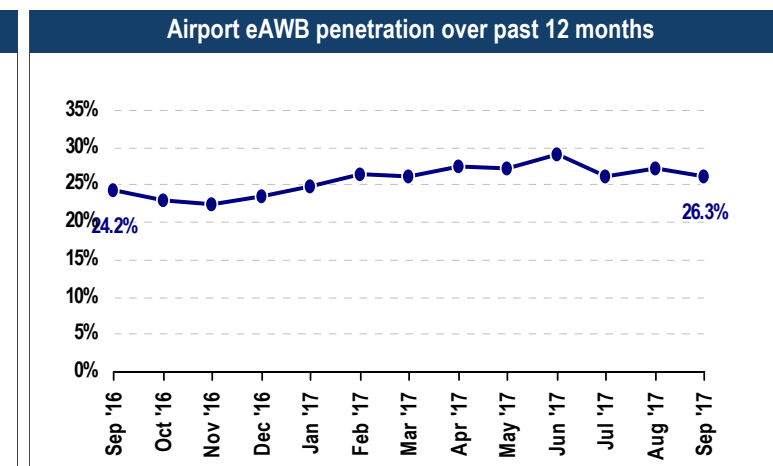
eAWB Airport Overview - September 2017



AIRPORT	CITY	COUNTRY	REGION	MP4 / MC99	SOP
MIA - Miami Int'l	MIA - Miami	US - USA	AMERS - North America	Both	Yes

Volume	(e)AWB
Total AWB	26,868
eAWB Network	18,949
eAWB Actual	4,986
eAWB Potential	13,963

eAWB penetration and change vs previous month		
	eAWB penetration %	Change p.p.
Miami Int'l	26.3%	-1.0 p.p.
USA	44.3%	0.0 p.p.
North America	45.8%	-0.2 p.p.



Top Airlines by eAWB penetration		
Rank	Airline	eAWB Penetration %
1	FX - FEDEX Express	79.0%
2	AF - Air France	76.8%
3	QR - Qatar Airways	66.0%
4	KL - KLM	56.3%
5	CX - Cathay Pacific	56.1%
6	CI - China Airlines	51.0%
7	SK - SAS	44.8%
8	AA - American Airlines	42.8%
9	LH - Lufthansa Cargo	36.7%
10	5X - UPS Airlines	35.2%

Top FF Groups by eAWB penetration (from top 20 by volume)		
Rank	FF Group	eAWB Penetration %
1	FEDEX - FEDERAL EXPRESS / SAME DAY	100.0%
2	KWE - KINTETSU WORLD EXPRESS	76.5%
3	DGF - DHL GLOBAL FORWARD FORWARDING	57.0%
4	SCHENKER	55.0%
5	CONCORDIA INTERNATIONAL FORWARDING	54.2%
6	DSV AIR & SEA	45.4%
7	SAVINO DEL BENE	43.4%
8	AA - AMERICAN AIRLINES	42.6%
9	BOLLORE	41.4%
10	EXPEDITORS GROUP	32.1%

MeA and eAWB status at airport					
Who	Count	Signed MeA	%	Does eAWB	%
Airlines	65	43	66.2%	20	30.8%
FF Groups	496	240	48.4%	116	23.4%

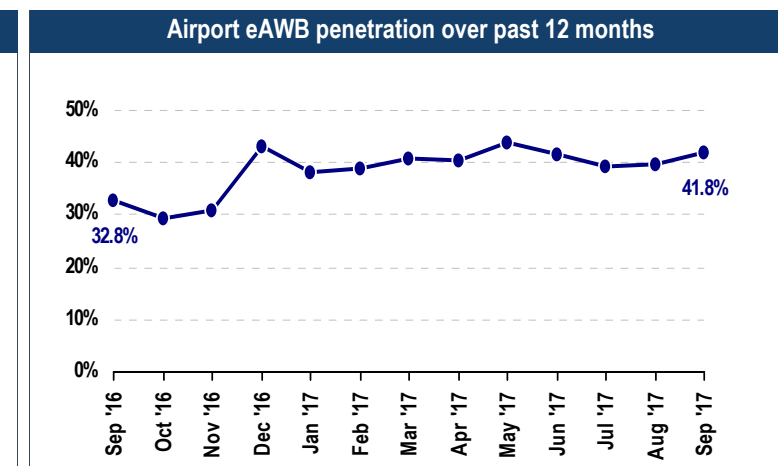
eAWB Airport Overview - September 2017



AIRPORT	CITY	COUNTRY	REGION	MP4 / MC99	SOP
MMX - Airport	MMA - Malmo	SE - Sweden	EUR - Europe	Both	

Volume	
	(e)AWB
Total AWB	3,911
eAWB Network	2,728
eAWB Actual	1,140
eAWB Potential	1,588

eAWB penetration and change vs previous month		
	eAWB penetration %	Change p.p.
Airport	41.8%	+2.1 p.p.
Sweden	37.3%	+0.5 p.p.
Europe	39.8%	+0.2 p.p.



Top Airlines by eAWB penetration		
Rank	Airline	eAWB Penetration %
1	KL - KLM	95.2%
2	UA - United Airlines	85.7%
3	DL - Delta Air Lines	77.8%
4	AF - Air France	77.3%
5	LH - Lufthansa Cargo	63.1%
6	BA - IAG - British Airways	60.8%
7	QR - Qatar Airways	52.0%
8	5X - UPS Airlines	50.0%
9	KE - Korean Air	50.0%
10	CI - China Airlines	50.0%

Top FF Groups by eAWB penetration (from top 20 by volume)		
Rank	FF Group	eAWB Penetration %
1	UPS - UNITED PARCEL SERVICE	74.2%
2	GLOBAL FREIGHT SOLUTION	73.3%
3	DGF - DHL GLOBAL FORWARD FORWARDING	71.8%
4	ITS INDEPENDENT TRANSPORT & SHP	69.2%
5	PANALPINA	68.6%
6	SCHENKER	63.6%
7	SCANDINAVIAN LOGISTICS PARTNER	61.5%
8	STRAIT AIR TRSPT	61.0%
9	WORLD COURIER	49.1%
10	LEMAN INTL SYSTEM TRANSPORT	47.2%

MeA and eAWB status at airport					
Who	Count	Signed MeA	%	Does eAWB	%
Airlines	40	35	87.5%	16	40.0%
FF Groups	48	42	87.5%	31	64.6%

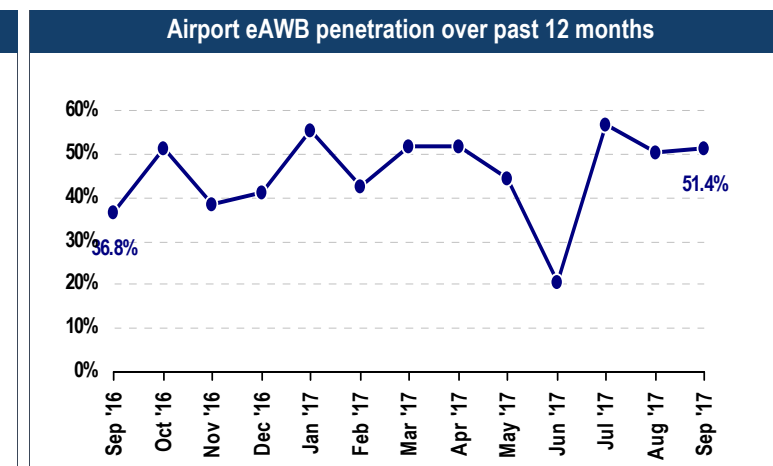
eAWB Airport Overview - September 2017



AIRPORT	CITY	COUNTRY	REGION	MP4 / MC99	SOP
MNL - Ninoy Aquino Int'l	MNL - Manila	PH - Philippines	ASPAC - South East Asia	MC99	

Volume	(e)AWB
Total AWB	18,221
eAWB Network	2,243
eAWB Actual	1,152
eAWB Potential	1,091

eAWB penetration and change vs previous month		
	eAWB penetration %	Change p.p.
Ninoy Aquino Int'l	51.4%	+0.8 p.p.
Philippines	51.5%	+0.8 p.p.
South East Asia	52.3%	+1.1 p.p.



Top Airlines by eAWB penetration		
Rank	Airline	eAWB Penetration %
1	DL - Delta Air Lines	84.6%
2	UA - United Airlines	57.4%
3	QR - Qatar Airways	55.8%
4	SQ - SIA Cargo	45.2%
5	KE - Korean Air	34.3%
6	CA - Air China	14.4%

Top FF Groups by eAWB penetration (from top 20 by volume)		
Rank	FF Group	eAWB Penetration %
1	PANALPINA	100.0%
2	TNT EXPRESS	100.0%
3	SCHENKER	99.0%
4	BOLLORE	98.9%
5	KWE - KINTETSU WORLD EXPRESS	98.8%
6	UPS - UNITED PARCEL SERVICE	98.0%
7	EXPEDITORS GROUP	82.5%
8	DGF - DHL GLOBAL FORWARD FORWARDING	73.6%
9	NIPPON EXPRESS	52.3%
10	TRANS-GLOBAL CONSOLIDATORS	46.2%

MeA and eAWB status at airport					
Who	Count	Signed MeA	%	Does eAWB	%
Airlines	28	25	89.3%	6	21.4%
FF Groups	83	38	45.8%	33	39.8%

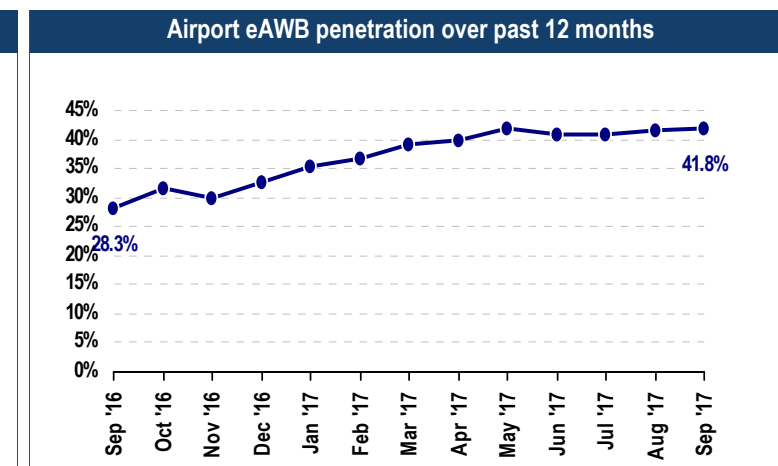
eAWB Airport Overview - September 2017



AIRPORT	CITY	COUNTRY	REGION	MP4 / MC99	SOP
MUC - Franz Josef Strauss	MUC - Munich	DE - Germany	EUR - Europe	MC99	

Volume	
	(e)AWB
Total AWB	15,907
eAWB Network	12,612
eAWB Actual	5,267
eAWB Potential	7,345

eAWB penetration and change vs previous month		
	eAWB penetration %	Change p.p.
Franz Josef Strauss	41.8%	+0.1 p.p.
Germany	37.1%	+0.3 p.p.
Europe	39.8%	+0.2 p.p.



Top Airlines by eAWB penetration		
Rank	Airline	eAWB Penetration %
1	UA - United Airlines	91.9%
2	QR - Qatar Airways	85.8%
3	DL - Delta Air Lines	82.4%
4	SA - SAA - South African Airways	69.9%
5	KL - KLM	68.2%
6	AF - Air France	66.5%
7	AC - Air Canada	61.6%
8	CI - China Airlines	59.5%
9	LH - Lufthansa Cargo	43.9%
10	IB - IAG - IBERIA	38.7%

Top FF Groups by eAWB penetration (from top 20 by volume)		
Rank	FF Group	eAWB Penetration %
1	NIPPON EXPRESS	75.6%
2	EXPRESS AIR SYSTEMS	69.6%
3	KUEHNE + NAGEL	65.8%
4	EXPEDITORS GROUP	62.0%
5	EMONS AIR AND SEA	60.7%
6	SCHENKER	57.4%
7	PANALPINA	55.8%
8	DSV AIR & SEA	53.0%
9	SENATOR INTL	52.9%
10	ITG	45.1%

MeA and eAWB status at airport					
Who	Count	Signed MeA	%	Does eAWB	%
Airlines	82	53	64.6%	25	30.5%
FF Groups	200	103	51.5%	93	46.5%

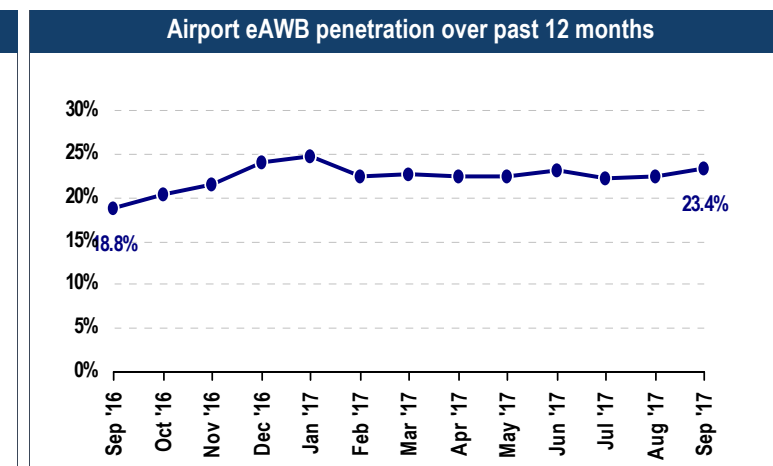
eAWB Airport Overview - September 2017



AIRPORT	CITY	COUNTRY	REGION	MP4 / MC99	SOP
MXP - Malpensa	MIL - Milan	IT - Italy	EUR - Europe	Both	Yes

Volume	
	(e)AWB
Total AWB	35,055
eAWB Network	26,456
eAWB Actual	6,194
eAWB Potential	20,262

eAWB penetration and change vs previous month		
	eAWB penetration %	Change p.p.
Malpensa	23.4%	+0.9 p.p.
Italy	26.2%	+1.2 p.p.
Europe	39.8%	+0.2 p.p.



Top Airlines by eAWB penetration		
Rank	Airline	eAWB Penetration %
1	KE - Korean Air	64.3%
2	AF - Air France	54.1%
3	QR - Qatar Airways	52.5%
4	KL - KLM	49.3%
5	UA - United Airlines	48.1%
6	DL - Delta Air Lines	44.8%
7	AA - American Airlines	40.0%
8	SV - Saudi Arabian Airlines	37.4%
9	CX - Cathay Pacific	36.3%
10	LH - Lufthansa Cargo	31.9%

Top FF Groups by eAWB penetration (from top 20 by volume)		
Rank	FF Group	eAWB Penetration %
1	EXPEDITORS GROUP	72.6%
2	GEODIS / WILSON GROUP	55.5%
3	UPS - UNITED PARCEL SERVICE	49.1%
4	PANALPINA	49.0%
5	SAVINO DEL BENE	48.4%
6	VECTOR	47.4%
7	AGILITY	47.3%
8	SCHENKER	44.7%
9	DGF - DHL GLOBAL FORWARD FORWARDING	44.6%
10	SAIMA AVANDERO	43.4%

MeA and eAWB status at airport					
Who	Count	Signed MeA	%	Does eAWB	%
Airlines	62	44	71.0%	22	35.5%
FF Groups	242	88	36.4%	109	45.0%

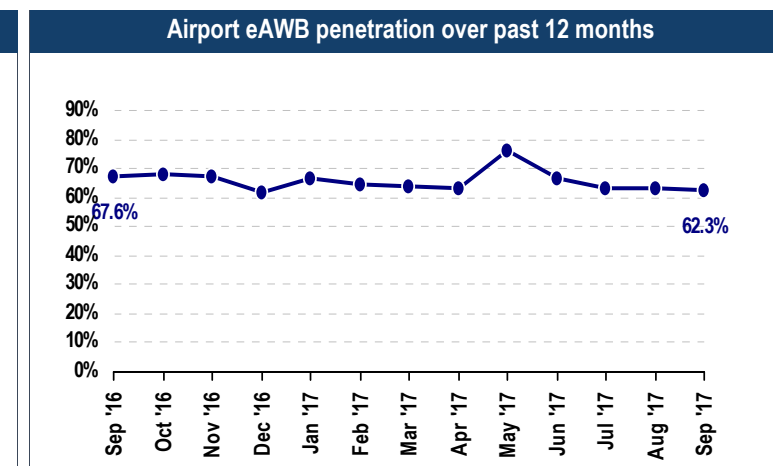
eAWB Airport Overview - September 2017



AIRPORT	CITY	COUNTRY	REGION	MP4 / MC99	SOP
NBO - Jomo Kenyatta Int'l	NBO - Nairobi	KE - Kenya	AFR - Africa	Both	Yes

Volume	(e)AWB
Total AWB	9,445
eAWB Network	8,051
eAWB Actual	5,015
eAWB Potential	3,036

eAWB penetration and change vs previous month		
	eAWB penetration %	Change p.p.
Jomo Kenyatta Int'l	62.3%	-0.9 p.p.
Kenya	62.3%	-0.9 p.p.
Africa	67.1%	-0.7 p.p.



Top Airlines by eAWB penetration		
Rank	Airline	eAWB Penetration %
1	SV - Saudi Arabian Airlines	95.3%
2	LH - Lufthansa Cargo	74.0%
3	DL - Delta Air Lines	71.4%
4	KL - KLM	70.4%
5	KQ - Kenya Airways	68.7%
6	EK - Emirates	67.7%
7	QR - Qatar Airways	65.9%
8	BA - IAG - British Airways	38.1%
9	AF - Air France	35.4%
10	ET - Ethiopian Airlines	30.4%

Top FF Groups by eAWB penetration (from top 20 by volume)		
Rank	FF Group	eAWB Penetration %
1	UNITED FREIGHT LOGISTICS	98.1%
2	DNATA - DUBAI NATIONAL AIR TRAVEL AGENCY	97.4%
3	ICRC / CICR - INTL COMM RED CROSS / CI CROIX ROUGE	96.2%
4	TOTAL TOUCH CARGO	92.7%
5	MAYA FREIGHT	91.2%
6	LIFT CARGO	86.5%
7	FREIGHT WINGS	83.7%
8	ARAMEX - ARAB AMERICAN EXPRESS	81.5%
9	GARDEN FREIGHT LOGISTICS	74.6%
10	AIRFLO	69.7%

MeA and eAWB status at airport					
Who	Count	Signed MeA	%	Does eAWB	%
Airlines	19	18	94.7%	14	73.7%
FF Groups	110	44	40.0%	57	51.8%

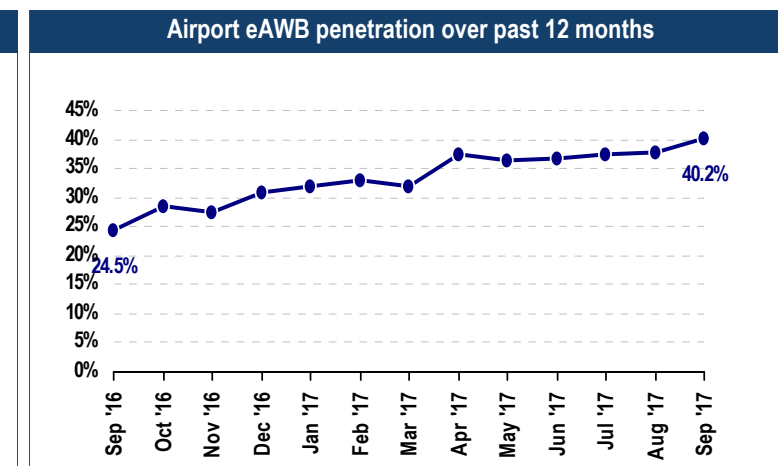
eAWB Airport Overview - September 2017



AIRPORT	CITY	COUNTRY	REGION	MP4 / MC99	SOP
NGO - Komaki AFB	NGO - Nagoya	JP - Japan	ASPAC - Japan & Korea	Both	Yes

Volume	(e)AWB
Total AWB	10,958
eAWB Network	6,401
eAWB Actual	2,572
eAWB Potential	3,829

eAWB penetration and change vs previous month		
	eAWB penetration %	Change p.p.
Komaki AFB	40.2%	+2.4 p.p.
Japan	29.3%	+0.2 p.p.
Japan & Korea	52.3%	+1.1 p.p.



Top Airlines by eAWB penetration		
Rank	Airline	eAWB Penetration %
1	UA - United Airlines	92.5%
2	AA - American Airlines	84.1%
3	SK - SAS	83.7%
4	DL - Delta Air Lines	77.2%
5	AC - Air Canada	72.2%
6	LH - Lufthansa Cargo	58.8%
7	CI - China Airlines	57.6%
8	AF - Air France	56.6%
9	KE - Korean Air	56.1%
10	CX - Cathay Pacific	55.2%

Top FF Groups by eAWB penetration (from top 20 by volume)		
Rank	FF Group	eAWB Penetration %
1	NISSIN CORP	66.7%
2	HANKYU HANSHIN EXPRESS	64.1%
3	YUSEN	60.0%
4	NIPPON EXPRESS	59.6%
5	NNR GLOBAL LOGISTICS	52.6%
6	SCHENKER	44.4%
7	DGF - DHL GLOBAL FORWARD FORWARDING	42.6%
8	KWE - KINTETSU WORLD EXPRESS	40.5%
9	UPS - UNITED PARCEL SERVICE	28.6%
10	MOL LOGISTICS - MITSUI OSK LINES	16.6%

MeA and eAWB status at airport					
Who	Count	Signed MeA	%	Does eAWB	%
Airlines	41	36	87.8%	16	39.0%
FF Groups	75	32	42.7%	34	45.3%

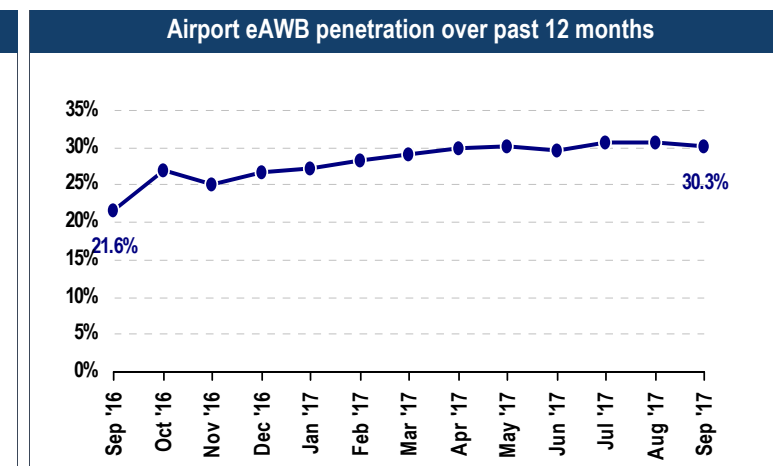
eAWB Airport Overview - September 2017



AIRPORT	CITY	COUNTRY	REGION	MP4 / MC99	SOP
NRT - Narita	TYO - Tokyo	JP - Japan	ASPAC - Japan & Korea	Both	Yes

Volume	(e)AWB
Total AWB	75,183
eAWB Network	51,847
eAWB Actual	15,684
eAWB Potential	36,163

eAWB penetration and change vs previous month		
	eAWB penetration %	Change p.p.
Narita	30.3%	-0.3 p.p.
Japan	29.3%	+0.2 p.p.
Japan & Korea	52.3%	+1.1 p.p.



Top Airlines by eAWB penetration		
Rank	Airline	eAWB Penetration %
1	AA - American Airlines	88.2%
2	DL - Delta Air Lines	80.9%
3	UA - United Airlines	78.5%
4	AC - Air Canada	66.2%
5	AF - Air France	65.3%
6	BA - IAG - British Airways	57.8%
7	KL - KLM	55.6%
8	SV - Saudi Arabian Airlines	50.0%
9	QR - Qatar Airways	44.5%
10	LH - Lufthansa Cargo	41.0%

Top FF Groups by eAWB penetration (from top 20 by volume)		
Rank	FF Group	eAWB Penetration %
1	EXPEDITORS GROUP	65.3%
2	HANKYU HANSHIN EXPRESS	59.0%
3	DSV AIR & SEA	56.2%
4	NNR GLOBAL LOGISTICS	53.2%
5	SCHENKER	42.7%
6	YUSEN	41.8%
7	KWE - KINTETSU WORLD EXPRESS	35.2%
8	NIPPON EXPRESS	32.9%
9	KUEHNE + NAGEL	32.6%
10	DGF - DHL GLOBAL FORWARD FORWARDING	31.1%

MeA and eAWB status at airport					
Who	Count	Signed MeA	%	Does eAWB	%
Airlines	52	43	82.7%	24	46.2%
FF Groups	107	44	41.1%	53	49.5%

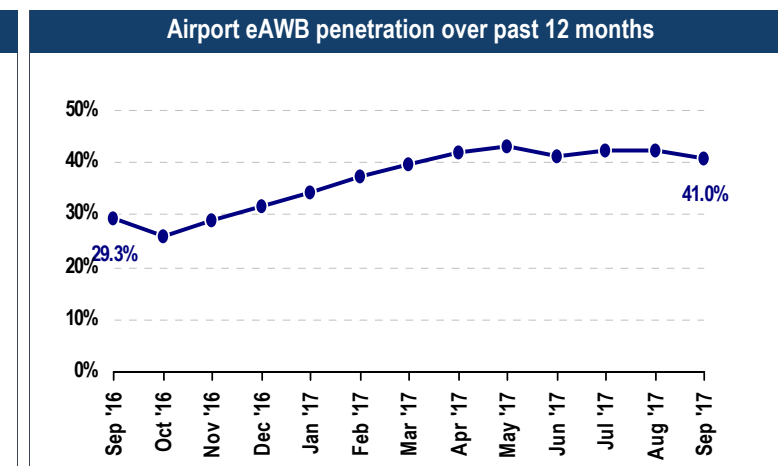
eAWB Airport Overview - September 2017



AIRPORT	CITY	COUNTRY	REGION	MP4 / MC99	SOP
NUE - Airport	NUE - Nuremberg	DE - Germany	EUR - Europe	MC99	

Volume	
	(e)AWB
Total AWB	3,004
eAWB Network	2,343
eAWB Actual	960
eAWB Potential	1,383

eAWB penetration and change vs previous month		
	eAWB penetration %	Change p.p.
Airport	41.0%	-1.4 p.p.
Germany	37.1%	+0.3 p.p.
Europe	39.8%	+0.2 p.p.



Top Airlines by eAWB penetration		
Rank	Airline	eAWB Penetration %
1	SV - Saudi Arabian Airlines	97.1%
2	QR - Qatar Airways	94.8%
3	UA - United Airlines	83.3%
4	AF - Air France	75.7%
5	KL - KLM	74.5%
6	DL - Delta Air Lines	68.9%
7	CI - China Airlines	66.7%
8	IB - IAG - IBERIA	53.3%
9	EK - Emirates	51.3%
10	BA - IAG - British Airways	45.8%

Top FF Groups by eAWB penetration (from top 20 by volume)		
Rank	FF Group	eAWB Penetration %
1	EXPRESS AIR SYSTEMS	96.9%
2	SCHENKER	82.5%
3	EXPEDITORS GROUP	80.0%
4	GROUP7	63.5%
5	AGILITY	54.0%
6	DSV AIR & SEA	45.0%
7	IGLU AIR CARGO	43.8%
8	LOGWIN AIR + OCEAN INTL	42.5%
9	KUEHNE + NAGEL	41.9%
10	DGF - DHL GLOBAL FORWARD FORWARDING	41.7%

MeA and eAWB status at airport					
Who	Count	Signed MeA	%	Does eAWB	%
Airlines	52	41	78.8%	18	34.6%
FF Groups	84	52	61.9%	40	47.6%

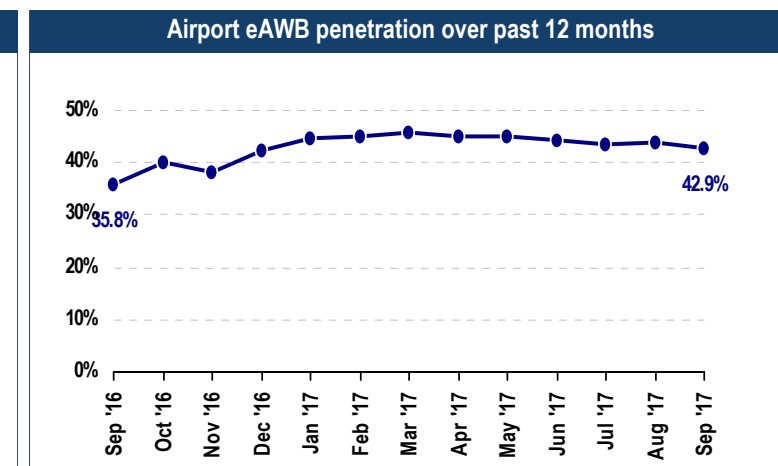
eAWB Airport Overview - September 2017



AIRPORT	CITY	COUNTRY	REGION	MP4 / MC99	SOP
ORD - O'Hare International	CHI - Chicago	US - USA	AMERS - North America	Both	Yes

Volume	(e)AWB
Total AWB	49,039
eAWB Network	40,660
eAWB Actual	17,460
eAWB Potential	23,200

eAWB penetration and change vs previous month		
	eAWB penetration %	Change p.p.
O'Hare International	42.9%	-1.1 p.p.
USA	44.3%	0.0 p.p.
North America	45.8%	-0.2 p.p.



Top Airlines by eAWB penetration		
Rank	Airline	eAWB Penetration %
1	DL - Delta Air Lines	85.2%
2	QF - Qantas	84.0%
3	UA - United Airlines	78.9%
4	QR - Qatar Airways	76.4%
5	KL - KLM	75.3%
6	CX - Cathay Pacific	72.4%
7	AC - Air Canada	65.6%
8	AF - Air France	65.6%
9	AA - American Airlines	59.1%
10	SV - Saudi Arabian Airlines	48.4%

Top FF Groups by eAWB penetration (from top 20 by volume)		
Rank	FF Group	eAWB Penetration %
1	DL - DELTA AIRLINES	99.9%
2	HELLMANN WORLDWIDE LOGISTICS	86.2%
3	GEODIS / WILSON GROUP	70.9%
4	DGF - DHL GLOBAL FORWARD FORWARDING	65.5%
5	BOLLORE	65.5%
6	CH ROBINSON	63.4%
7	SCHENKER	63.4%
8	YUSEN	63.2%
9	PANALPINA	62.5%
10	EXPEDITORS GROUP	56.7%

MeA and eAWB status at airport					
Who	Count	Signed MeA	%	Does eAWB	%
Airlines	73	52	71.2%	27	37.0%
FF Groups	561	292	52.0%	174	31.0%

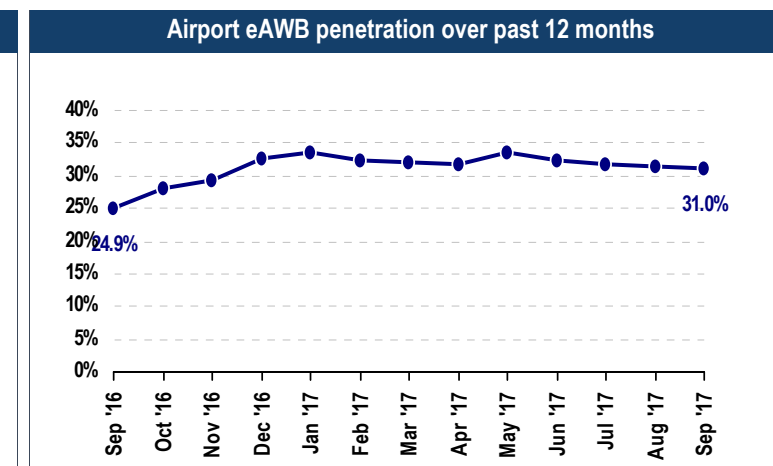
eAWB Airport Overview - September 2017



AIRPORT	CITY	COUNTRY	REGION	MP4 / MC99	SOP
OSL - Oslo Airport	OSL - Oslo	NO - Norway	EUR - Europe	Both	

Volume	(e)AWB
Total AWB	7,916
eAWB Network	5,595
eAWB Actual	1,732
eAWB Potential	3,863

eAWB penetration and change vs previous month		
	eAWB penetration %	Change p.p.
Oslo Airport	31.0%	-0.6 p.p.
Norway	29.9%	-0.9 p.p.
Europe	39.8%	+0.2 p.p.



Top Airlines by eAWB penetration		
Rank	Airline	eAWB Penetration %
1	QR - Qatar Airways	72.2%
2	UA - United Airlines	63.6%
3	KE - Korean Air	61.5%
4	AF - Air France	55.4%
5	NH - All Nippon Airways	45.5%
6	5X - UPS Airlines	42.3%
7	KL - KLM	34.5%
8	DL - Delta Air Lines	33.3%
9	LH - Lufthansa Cargo	32.3%
10	SK - SAS	27.6%

Top FF Groups by eAWB penetration (from top 20 by volume)		
Rank	FF Group	eAWB Penetration %
1	WORLD COURIER	59.2%
2	GEODIS / WILSON GROUP	58.0%
3	PANALPINA	50.7%
4	TRUST FORWARDING	45.9%
5	AIR CARGO LOGS	45.2%
6	SCHENKER	43.0%
7	SK - SAS CARGO - TRUST	41.2%
8	SALMOSPED	38.4%
9	GREENCARRIER	34.9%
10	DSV AIR & SEA	22.3%

MeA and eAWB status at airport					
Who	Count	Signed MeA	%	Does eAWB	%
Airlines	37	32	86.5%	12	32.4%
FF Groups	52	43	82.7%	28	53.8%

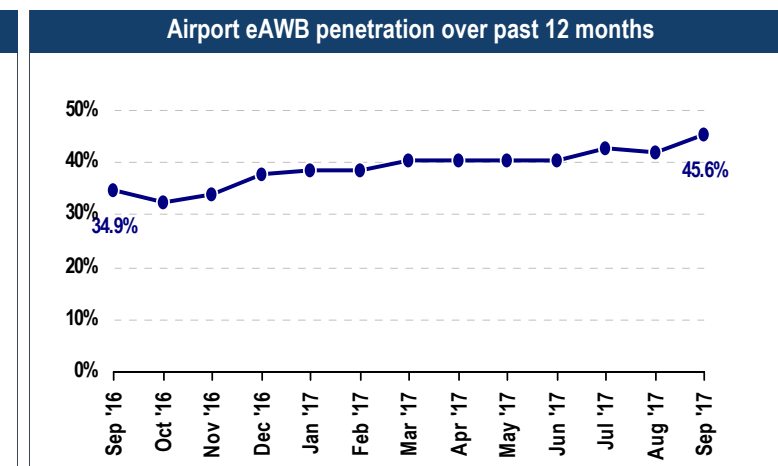
eAWB Airport Overview - September 2017



AIRPORT	CITY	COUNTRY	REGION	MP4 / MC99	SOP
PEN - Penang International	PEN - Penang	MY - Malaysia	ASPAC - South East Asia	Both	

Volume	(e)AWB
Total AWB	8,998
eAWB Network	6,838
eAWB Actual	3,116
eAWB Potential	3,722

eAWB penetration and change vs previous month		
	eAWB penetration %	Change p.p.
Penang International	45.6%	+3.8 p.p.
Malaysia	34.0%	+1.6 p.p.
South East Asia	52.3%	+1.1 p.p.



Top Airlines by eAWB penetration		
Rank	Airline	eAWB Penetration %
1	CX - Cathay Pacific	95.6%
2	QR - Qatar Airways	78.4%
3	CI - China Airlines	58.0%
4	UA - United Airlines	50.0%
5	5X - UPS Airlines	44.0%
6	BR - EVA Air	38.4%
7	SV - Saudi Arabian Airlines	29.4%
8	KE - Korean Air	23.3%
9	MH - Malaysia Airlines	18.9%
10	QF - Qantas	16.7%

Top FF Groups by eAWB penetration (from top 20 by volume)		
Rank	FF Group	eAWB Penetration %
1	DGF - DHL GLOBAL FORWARD FORWARDING	79.5%
2	MORRISON EXPRESS	71.3%
3	EXPEDITORS GROUP	62.8%
4	DIMERCO EXPRESS	60.2%
5	SCHENKER	59.7%
6	NIPPON EXPRESS	58.0%
7	CEVA GROUP	57.1%
8	TASCO BERHAD - TRANS-ASIA SHIPPING CO	52.0%
9	AGILITY	46.7%
10	KWE - KINTETSU WORLD EXPRESS	46.6%

MeA and eAWB status at airport					
Who	Count	Signed MeA	%	Does eAWB	%
Airlines	22	21	95.5%	11	50.0%
FF Groups	71	37	52.1%	38	53.5%

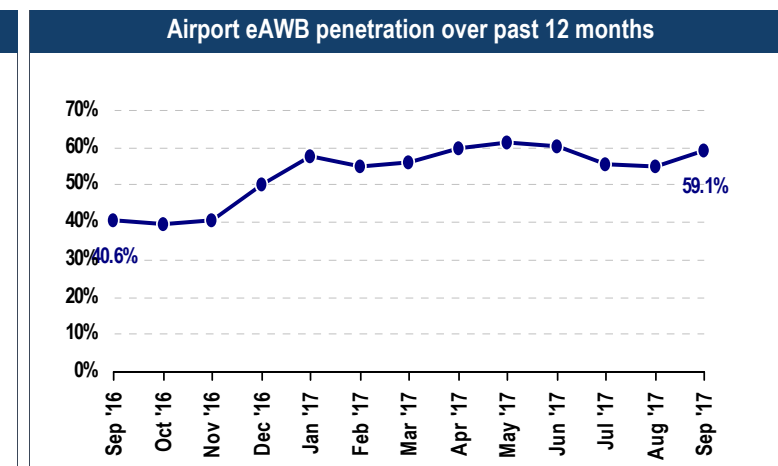
eAWB Airport Overview - September 2017



AIRPORT	CITY	COUNTRY	REGION	MP4 / MC99	SOP
PER - Perth	PER - Perth	AU - Australia	ASPAC - South West Pacific	Both	Yes

Volume	
	(e)AWB
Total AWB	4,631
eAWB Network	3,674
eAWB Actual	2,173
eAWB Potential	1,501

eAWB penetration and change vs previous month		
	eAWB penetration %	Change p.p.
Perth	59.1%	+3.9 p.p.
Australia	43.4%	+3.5 p.p.
South West Pacific	52.3%	+1.1 p.p.



Top Airlines by eAWB penetration		
Rank	Airline	eAWB Penetration %
1	QR - Qatar Airways	91.7%
2	CX - Cathay Pacific	91.7%
3	UA - United Airlines	88.9%
4	EY - Etihad Airways	78.6%
5	SQ - SIA Cargo	66.3%
6	5X - UPS Airlines	57.4%
7	DL - Delta Air Lines	46.7%
8	SA - SAA - South African Airways	46.3%
9	EK - Emirates	37.5%
10	AC - Air Canada	33.3%

Top FF Groups by eAWB penetration (from top 20 by volume)		
Rank	FF Group	eAWB Penetration %
1	TNT EXPRESS	97.7%
2	DSV AIR & SEA	90.6%
3	WDM INTL	87.4%
4	FRESH LIVE & FROZEN AIRCARGO	87.2%
5	VIP FREIGHT	83.9%
6	AIR MENZIES INTL	79.5%
7	IANFLETCH	75.9%
8	PFS - PENTAGON FREIGHT SERVICES	75.0%
9	SCHENKER	73.0%
10	WISEWAY LOGISTICS	68.3%

MeA and eAWB status at airport					
Who	Count	Signed MeA	%	Does eAWB	%
Airlines	28	25	89.3%	13	46.4%
FF Groups	74	60	81.1%	49	66.2%

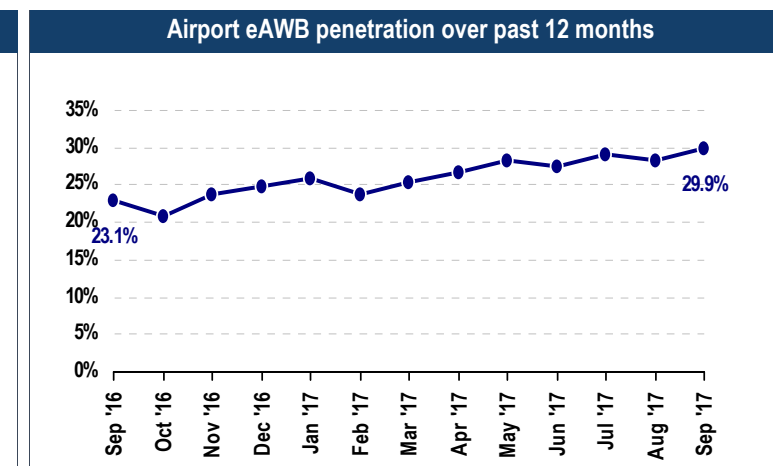
eAWB Airport Overview - September 2017



AIRPORT	CITY	COUNTRY	REGION	MP4 / MC99	SOP
PRG - Ruzyně	PRG - Prague	CZ - Czech Republic	EUR - Europe	MC99	

Volume	(e)AWB
Total AWB	6,016
eAWB Network	4,483
eAWB Actual	1,340
eAWB Potential	3,143

eAWB penetration and change vs previous month		
	eAWB penetration %	Change p.p.
Ruzyně	29.9%	+1.7 p.p.
Czech Republic	29.9%	+1.7 p.p.
Europe	39.8%	+0.2 p.p.



Top Airlines by eAWB penetration		
Rank	Airline	eAWB Penetration %
1	UA - United Airlines	81.5%
2	KE - Korean Air	54.7%
3	DL - Delta Air Lines	47.2%
4	5X - UPS Airlines	38.8%
5	KL - KLM	36.0%
6	AF - Air France	35.7%
7	LH - Lufthansa Cargo	32.1%
8	BA - IAG - British Airways	30.8%
9	SV - Saudi Arabian Airlines	21.9%
10	EK - Emirates	20.5%

Top FF Groups by eAWB penetration (from top 20 by volume)		
Rank	FF Group	eAWB Penetration %
1	ARAMEX - ARAB AMERICAN EXPRESS	86.4%
2	CEVA GROUP	73.2%
3	DSV AIR & SEA	69.5%
4	SCHENKER	67.0%
5	CARGO PARTNER	62.7%
6	EXPEDITORS GROUP	51.5%
7	KUEHNE + NAGEL	37.4%
8	UPS - UNITED PARCEL SERVICE	31.4%
9	PANALPINA	21.5%
10	DGF - DHL GLOBAL FORWARD FORWARDING	17.8%

MeA and eAWB status at airport					
Who	Count	Signed MeA	%	Does eAWB	%
Airlines	33	27	81.8%	14	42.4%
FF Groups	85	43	50.6%	41	48.2%

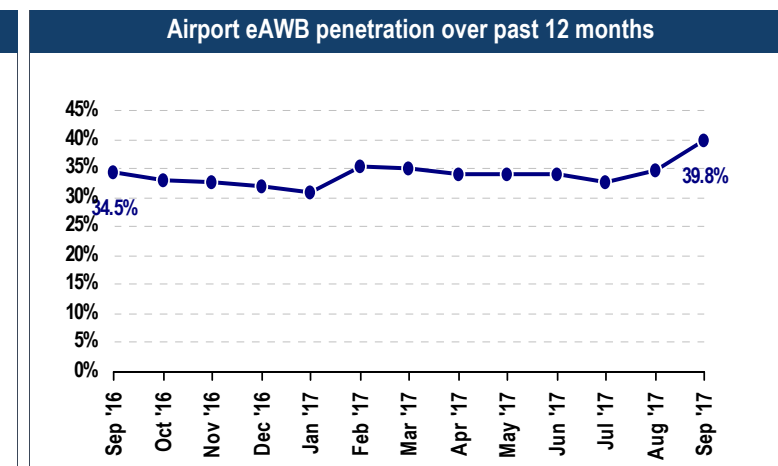
eAWB Airport Overview - September 2017



AIRPORT	CITY	COUNTRY	REGION	MP4 / MC99	SOP
PUS - Gimhae	PUS - Busan	KR - Korea, Republic of	ASPAC - Japan & Korea	MC99	Yes

Volume	
	(e)AWB
Total AWB	6,372
eAWB Network	3,830
eAWB Actual	1,523
eAWB Potential	2,307

eAWB penetration and change vs previous month		
	eAWB penetration %	Change p.p.
Gimhae	39.8%	+5.0 p.p.
Korea, Republic of	56.1%	+2.0 p.p.
Japan & Korea	52.3%	+1.1 p.p.



Top Airlines by eAWB penetration		
Rank	Airline	eAWB Penetration %
1	KE - Korean Air	67.2%
2	5X - UPS Airlines	44.8%
3	OZ - Asiana	14.2%
4	CI - China Airlines	0.0%
5	MU - China Eastern Airlines	0.0%
6	CX - Cathay Pacific	0.0%
7	JL - Japan Airlines	0.0%
8	CA - Air China	0.0%

Top FF Groups by eAWB penetration (from top 20 by volume)		
Rank	FF Group	eAWB Penetration %
1	KWE - KINTETSU WORLD EXPRESS	96.0%
2	TNT EXPRESS	93.0%
3	YUSEN	90.1%
4	LESCHACO	87.3%
5	MORRISON EXPRESS	87.0%
6	KCH INTL EXPRESS	84.0%
7	ROYAL AIR & SEA	74.5%
8	SPEEDMARK TRANSPORTATION	60.5%
9	CJ KOREA EXPRESS	59.6%
10	NIPPON EXPRESS	54.9%

MeA and eAWB status at airport					
Who	Count	Signed MeA	%	Does eAWB	%
Airlines	10	8	80.0%	2	20.0%
FF Groups	66	44	66.7%	48	72.7%

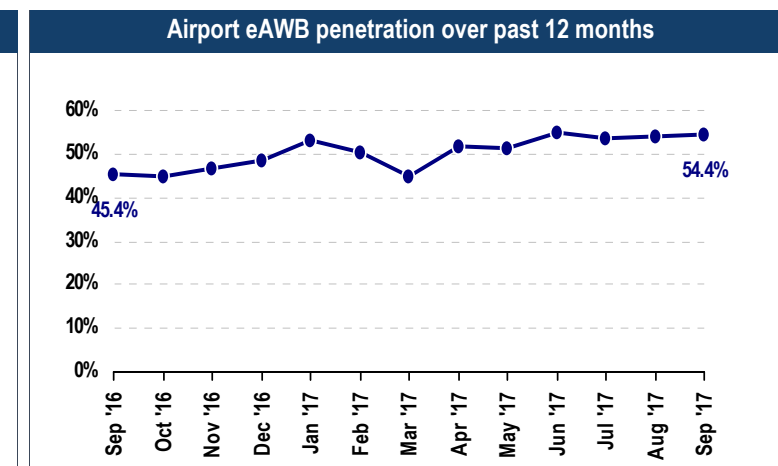


eAWB Airport Overview - September 2017

AIRPORT	CITY	COUNTRY	REGION	MP4 / MC99	SOP
PVG - PuDong	SHA - Shanghai	CN - People's Republic of China	NASIA - South East Asia	MC99	Yes

Volume	
	(e)AWB
Total AWB	175,788
eAWB Network	151,775
eAWB Actual	82,500
eAWB Potential	69,275

eAWB penetration and change vs previous month		
	eAWB penetration %	Change p.p.
PuDong	54.4%	+0.5 p.p.
People's Republic of China	52.7%	+0.4 p.p.
South East Asia	62.4%	-0.2 p.p.



Top Airlines by eAWB penetration		
Rank	Airline	eAWB Penetration %
1	CA - Air China	95.5%
2	AA - American Airlines	93.5%
3	CX - Cathay Pacific	90.1%
4	HU - Hainan Airlines	84.0%
5	DL - Delta Air Lines	79.8%
6	UA - United Airlines	79.5%
7	CK - China Cargo Airlines	78.6%
8	QR - Qatar Airways	78.3%
9	SQ - SIA Cargo	74.2%
10	LH - Lufthansa Cargo	70.9%

Top FF Groups by eAWB penetration (from top 20 by volume)		
Rank	FF Group	eAWB Penetration %
1	TAE LOGS	96.0%
2	NIPPON EXPRESS	88.3%
3	SHANGHAI BRIGHT LINE INTL FREIGHT	84.0%
4	SHANGHAI EASTERN INTERNATIONAL LOGISTICS	81.0%
5	ALL-LINK LOGISTICS	74.1%
6	SHANGHAI YUD INTL	70.8%
7	CTS INTL LOGISTICS	61.7%
8	BEIJING KANG JIE KONG INTL CARGO	60.7%
9	WFF - SHANGHAI WECAN FREIGHT FORWARDING	57.8%
10	BESTWAY INTL AIRFREIGHT	53.3%

MeA and eAWB status at airport					
Who	Count	Signed MeA	%	Does eAWB	%
Airlines	49	42	85.7%	24	49.0%
FF Groups	215	93	43.3%	151	70.2%

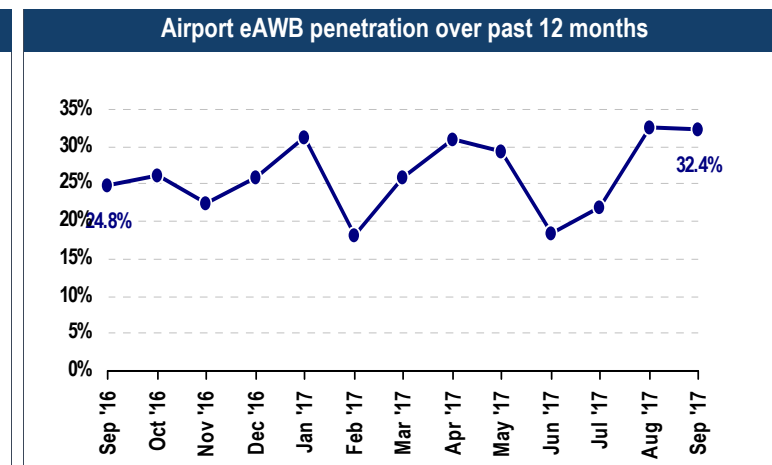


eAWB Airport Overview - September 2017

AIRPORT	CITY	COUNTRY	REGION	MP4 / MC99	SOP
RUH - King Khalid Int'l	RUH - Riyadh	SA - Saudi Arabia	MIDEAST - Middle East	MC99	Yes

Volume	(e)AWB
Total AWB	3,943
eAWB Network	3,527
eAWB Actual	1,142
eAWB Potential	2,385

eAWB penetration and change vs previous month		
	eAWB penetration %	Change p.p.
King Khalid Int'l	32.4%	-0.1 p.p.
Saudi Arabia	44.5%	+2.6 p.p.
Middle East	72.8%	+0.8 p.p.



Top Airlines by eAWB penetration		
Rank	Airline	eAWB Penetration %
1	LH - Lufthansa Cargo	90.4%
2	SV - Saudi Arabian Airlines	71.4%
3	5X - UPS Airlines	18.9%
4	EK - Emirates	8.0%
5	MS - Egyptair	5.6%
6	EY - Etihad Airways	0.2%
7	AF - Air France	0.0%
8	TK - THY - Turkish Airlines	0.0%
9	DL - Delta Air Lines	0.0%
10	ET - Ethiopian Airlines	0.0%

Top FF Groups by eAWB penetration (from top 20 by volume)		
Rank	FF Group	eAWB Penetration %
1	SV - SAUDI ARABIAN AIRLINES	100.0%
2	AL MANAL LINES FOR AIR CARGO	90.1%
3	AGILITY	85.7%
4	AIR BRIDGES CARGO AGENCY	72.3%
5	ABDUL MOHSEN ABDULRAHMAN AL MOHAISEN SONS	42.3%
6	NAMMA CARGO SRVCS	41.9%
7	AL MUAYED CARGO	36.8%
8	ABDUL LATIF JAMEEL TRANSPORTATION	32.1%
9	FOUR WINDS	17.1%
10	SMSA EXPRESS TRANSPORTATION	5.2%

MeA and eAWB status at airport					
Who	Count	Signed MeA	%	Does eAWB	%
Airlines	13	12	92.3%	6	46.2%
FF Groups	38	10	26.3%	21	55.3%

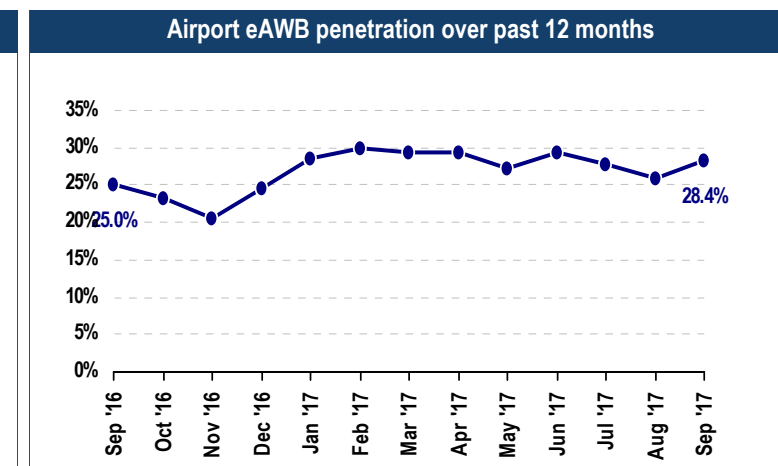
eAWB Airport Overview - September 2017



AIRPORT	CITY	COUNTRY	REGION	MP4 / MC99	SOP
SCL - Arturo Merino Benitez	SCL - Santiago	CL - Chile	AMERS - South America	Both	Yes

Volume	(e)AWB
Total AWB	6,729
eAWB Network	5,489
eAWB Actual	1,558
eAWB Potential	3,931

eAWB penetration and change vs previous month		
	eAWB penetration %	Change p.p.
Arturo Merino Benitez	28.4%	+2.5 p.p.
Chile	28.0%	+2.3 p.p.
South America	45.8%	-0.2 p.p.



Top Airlines by eAWB penetration		
Rank	Airline	eAWB Penetration %
1	AA - American Airlines	72.0%
2	KE - Korean Air	36.7%
3	LA - LAN Airlines	30.0%
4	5X - UPS Airlines	26.5%
5	AF - Air France	25.8%
6	IB - IAG - IBERIA	21.1%
7	KL - KLM	14.3%
8	UA - United Airlines	10.9%
9	DL - Delta Air Lines	7.1%
10	AV - AVIANCA	0.0%

Top FF Groups by eAWB penetration (from top 20 by volume)		
Rank	FF Group	eAWB Penetration %
1	AA - AMERICAN AIRLINES	100.0%
2	ACOSTA & AGUAYO	54.0%
3	DGF - DHL GLOBAL FORWARD FORWARDING	33.7%
4	SCHENKER	33.3%
5	HELLMANN WORLDWIDE LOGISTICS	28.6%
6	PANALPINA	27.1%
7	AGILITY	26.8%
8	UPS - UNITED PARCEL SERVICE	22.9%
9	ANDES LOGISTICS	20.2%
10	KUEHNE + NAGEL	15.7%

MeA and eAWB status at airport					
Who	Count	Signed MeA	%	Does eAWB	%
Airlines	28	23	82.1%	8	28.6%
FF Groups	67	46	68.7%	32	47.8%

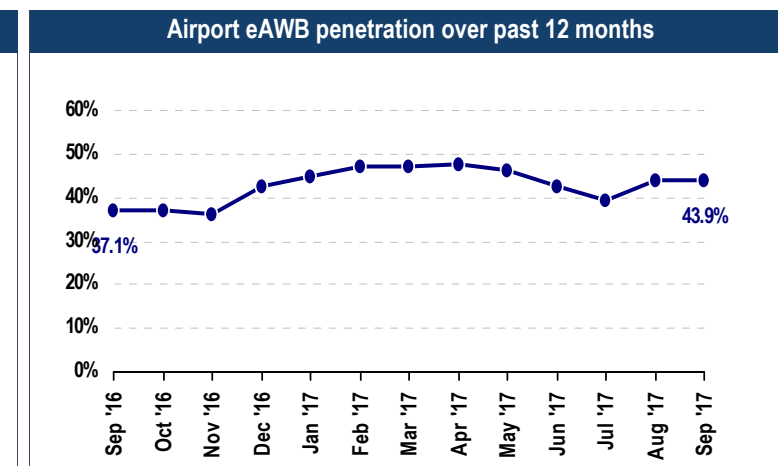


eAWB Airport Overview - September 2017

AIRPORT	CITY	COUNTRY	REGION	MP4 / MC99	SOP
SEA - Seattle/Tacoma Int'l	SEA - Seattle	US - USA	AMERS - North America	Both	Yes

Volume	(e)AWB
Total AWB	9,521
eAWB Network	7,504
eAWB Actual	3,295
eAWB Potential	4,209

eAWB penetration and change vs previous month		
	eAWB penetration %	Change p.p.
Seattle/Tacoma Int'l	43.9%	-0.1 p.p.
USA	44.3%	0.0 p.p.
North America	45.8%	-0.2 p.p.



Top Airlines by eAWB penetration		
Rank	Airline	eAWB Penetration %
1	UA - United Airlines	85.7%
2	BR - EVA Air	80.5%
3	DL - Delta Air Lines	75.1%
4	KL - KLM	73.3%
5	AA - American Airlines	66.3%
6	CX - Cathay Pacific	61.7%
7	CA - Air China	56.3%
8	LH - Lufthansa Cargo	51.4%
9	BA - IAG - British Airways	49.9%
10	KE - Korean Air	47.7%

Top FF Groups by eAWB penetration (from top 20 by volume)		
Rank	FF Group	eAWB Penetration %
1	PANALPINA	75.5%
2	EXPEDITORS GROUP	74.2%
3	SCHENKER	70.3%
4	BOLLORE	67.1%
5	MAJESTIC SUPERIOR LOGISTICS	64.1%
6	DSV AIR & SEA	62.7%
7	DGF - DHL GLOBAL FORWARD FORWARDING	60.9%
8	AIR-WAVE EXPRESS	46.0%
9	JETSTREAM FREIGHT FORWARDING	44.7%
10	YUSEN	42.4%

MeA and eAWB status at airport					
Who	Count	Signed MeA	%	Does eAWB	%
Airlines	46	36	78.3%	18	39.1%
FF Groups	232	144	62.1%	77	33.2%

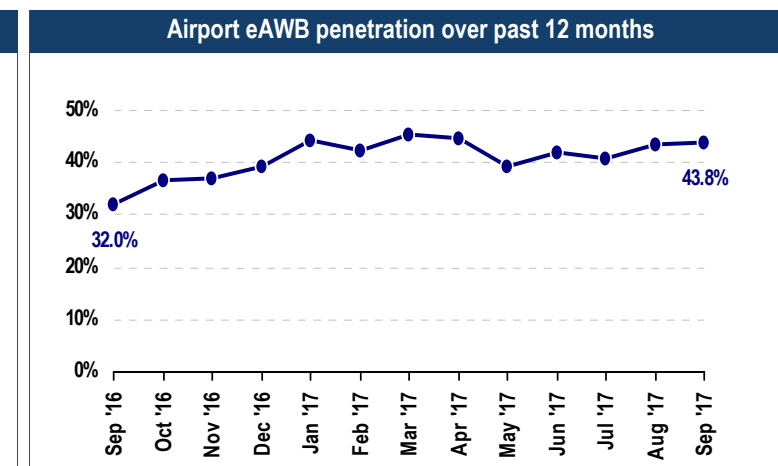
eAWB Airport Overview - September 2017



AIRPORT	CITY	COUNTRY	REGION	MP4 / MC99	SOP
SFO - San Francisco Int'l	SFO - San Francisco	US - USA	AMERS - North America	Both	Yes

Volume	(e)AWB
Total AWB	14,784
eAWB Network	12,174
eAWB Actual	5,333
eAWB Potential	6,841

eAWB penetration and change vs previous month		
	eAWB penetration %	Change p.p.
San Francisco Int'l	43.8%	+0.3 p.p.
USA	44.3%	0.0 p.p.
North America	45.8%	-0.2 p.p.



Top Airlines by eAWB penetration		
Rank	Airline	eAWB Penetration %
1	KL - KLM	77.6%
2	UA - United Airlines	75.5%
3	CX - Cathay Pacific	65.2%
4	BR - EVA Air	59.1%
5	DL - Delta Air Lines	58.0%
6	AA - American Airlines	55.0%
7	SQ - SIA Cargo	54.1%
8	BA - IAG - British Airways	51.2%
9	QR - Qatar Airways	50.0%
10	AF - Air France	47.8%

Top FF Groups by eAWB penetration (from top 20 by volume)		
Rank	FF Group	eAWB Penetration %
1	EXPEDITORS GROUP	80.1%
2	DIMERCO EXPRESS	74.0%
3	DGF - DHL GLOBAL FORWARD FORWARDING	68.1%
4	UPS - UNITED PARCEL SERVICE	66.5%
5	DSV AIR & SEA	63.1%
6	KWE - KINTETSU WORLD EXPRESS	57.5%
7	ABLE FREIGHT SERVICES	55.6%
8	CEVA GROUP	53.5%
9	SCHENKER	52.0%
10	JSI SHIPPING	47.2%

MeA and eAWB status at airport					
Who	Count	Signed MeA	%	Does eAWB	%
Airlines	56	43	76.8%	22	39.3%
FF Groups	377	209	55.4%	106	28.1%

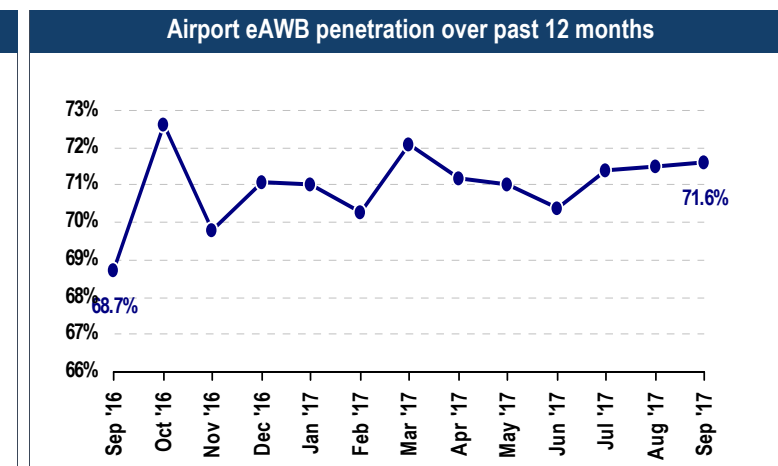
eAWB Airport Overview - September 2017



AIRPORT	CITY	COUNTRY	REGION	MP4 / MC99	SOP
SIN - Changi	SIN - Singapore	SG - Singapore	ASPAC - South East Asia	Both	Yes

Volume	
	(e)AWB
Total AWB	60,087
eAWB Network	51,802
eAWB Actual	37,102
eAWB Potential	14,700

eAWB penetration and change vs previous month		
	eAWB penetration %	Change p.p.
Changi	71.6%	+0.1 p.p.
Singapore	71.6%	+0.1 p.p.
South East Asia	52.3%	+1.1 p.p.



Top Airlines by eAWB penetration		
Rank	Airline	eAWB Penetration %
1	QF - Qantas	96.4%
2	UA - United Airlines	94.7%
3	SQ - SIA Cargo	92.9%
4	QR - Qatar Airways	92.4%
5	AF - Air France	86.1%
6	CX - Cathay Pacific	85.3%
7	CI - China Airlines	82.7%
8	LH - Lufthansa Cargo	80.4%
9	KL - KLM	70.0%
10	5X - UPS Airlines	69.8%

Top FF Groups by eAWB penetration (from top 20 by volume)		
Rank	FF Group	eAWB Penetration %
1	TNT EXPRESS	91.6%
2	DHL EXPRESS	91.0%
3	TRANSPED CARGO	89.8%
4	PANALPINA	85.4%
5	YUSEN	85.4%
6	KWE - KINTETSU WORLD EXPRESS	82.6%
7	NIPPON EXPRESS	81.9%
8	DGF - DHL GLOBAL FORWARD FORWARDING	81.2%
9	SPEEDMARK AIR TRANSP	80.8%
10	SCHENKER	80.8%

MeA and eAWB status at airport					
Who	Count	Signed MeA	%	Does eAWB	%
Airlines	41	36	87.8%	23	56.1%
FF Groups	149	75	50.3%	111	74.5%

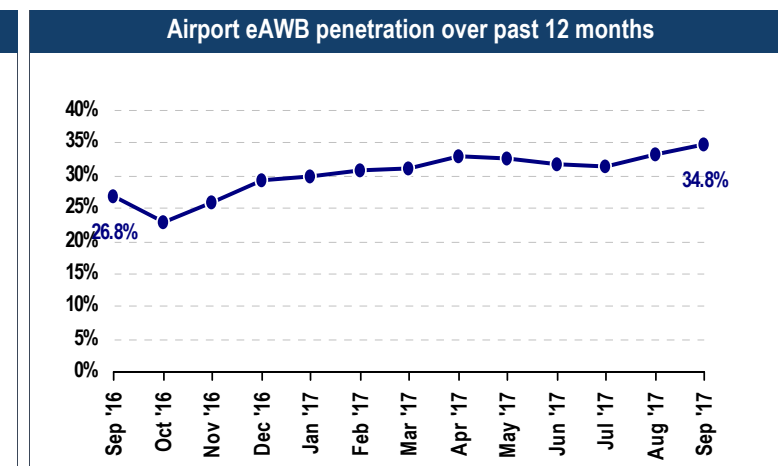
eAWB Airport Overview - September 2017



AIRPORT	CITY	COUNTRY	REGION	MP4 / MC99	SOP
STR - Airport	STR - Stuttgart	DE - Germany	EUR - Europe	MC99	

Volume	
	(e)AWB
Total AWB	9,002
eAWB Network	7,078
eAWB Actual	2,460
eAWB Potential	4,618

eAWB penetration and change vs previous month		
	eAWB penetration %	Change p.p.
Airport	34.8%	+1.6 p.p.
Germany	37.1%	+0.3 p.p.
Europe	39.8%	+0.2 p.p.



Top Airlines by eAWB penetration		
Rank	Airline	eAWB Penetration %
1	CI - China Airlines	92.0%
2	QR - Qatar Airways	88.4%
3	UA - United Airlines	83.3%
4	KE - Korean Air	77.4%
5	KL - KLM	69.0%
6	AF - Air France	67.2%
7	DL - Delta Air Lines	59.5%
8	AA - American Airlines	53.1%
9	EK - Emirates	40.7%
10	BA - IAG - British Airways	35.5%

Top FF Groups by eAWB penetration (from top 20 by volume)		
Rank	FF Group	eAWB Penetration %
1	GROUP7	69.2%
2	LOGWIN AIR + OCEAN INTL	67.2%
3	DGF - DHL GLOBAL FORWARD FORWARDING	63.9%
4	EMO TRANS	56.6%
5	EMONS AIR AND SEA	46.9%
6	IGLU AIR CARGO	46.3%
7	SENATOR INTL	45.4%
8	QCS - QUICK CARGO SERVICE	44.5%
9	OTS ASTRACON	41.8%
10	KUEHNE + NAGEL	38.7%

MeA and eAWB status at airport					
Who	Count	Signed MeA	%	Does eAWB	%
Airlines	69	47	68.1%	19	27.5%
FF Groups	149	81	54.4%	71	47.7%

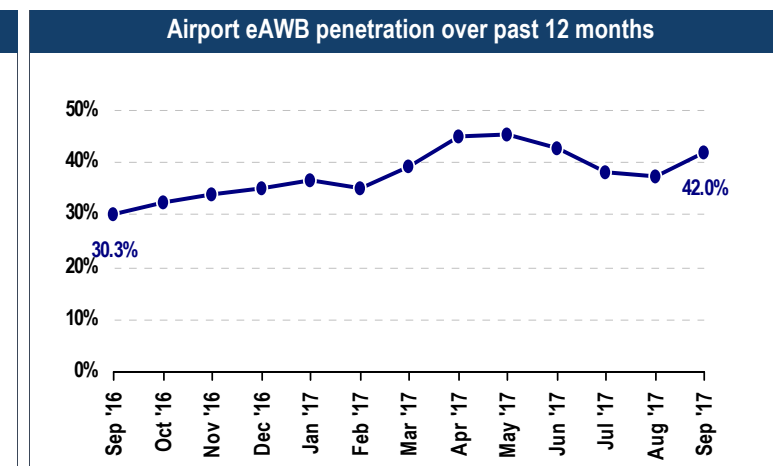
eAWB Airport Overview - September 2017



AIRPORT	CITY	COUNTRY	REGION	MP4 / MC99	SOP
SYD - Kingsford Smith	SYD - Sydney	AU - Australia	ASPAC - South West Pacific	Both	Yes

Volume	(e)AWB
Total AWB	13,333
eAWB Network	8,714
eAWB Actual	3,664
eAWB Potential	5,050

eAWB penetration and change vs previous month		
	eAWB penetration %	Change p.p.
Kingsford Smith	42.0%	+4.6 p.p.
Australia	43.4%	+3.5 p.p.
South West Pacific	52.3%	+1.1 p.p.



Top Airlines by eAWB penetration		
Rank	Airline	eAWB Penetration %
1	UA - United Airlines	98.7%
2	AA - American Airlines	88.3%
3	DL - Delta Air Lines	87.4%
4	KE - Korean Air	80.3%
5	CX - Cathay Pacific	79.1%
6	SQ - SIA Cargo	72.8%
7	QR - Qatar Airways	68.8%
8	EK - Emirates	53.3%
9	EY - Etihad Airways	51.8%
10	AC - Air Canada	49.2%

Top FF Groups by eAWB penetration (from top 20 by volume)		
Rank	FF Group	eAWB Penetration %
1	TOWERS INTL FREIGHT FORWARDERS	71.1%
2	CT FREIGHT	62.0%
3	STS LOGISTICS	60.2%
4	AIR MENZIES INTL	58.7%
5	MAINFREIGHT INTL	54.2%
6	DSV AIR & SEA	51.7%
7	SCHENKER	48.6%
8	TNT EXPRESS	47.9%
9	UPS - UNITED PARCEL SERVICE	46.8%
10	AGS WORLD TRANSPORT	46.2%

MeA and eAWB status at airport					
Who	Count	Signed MeA	%	Does eAWB	%
Airlines	47	35	74.5%	16	34.0%
FF Groups	130	96	73.8%	96	73.8%

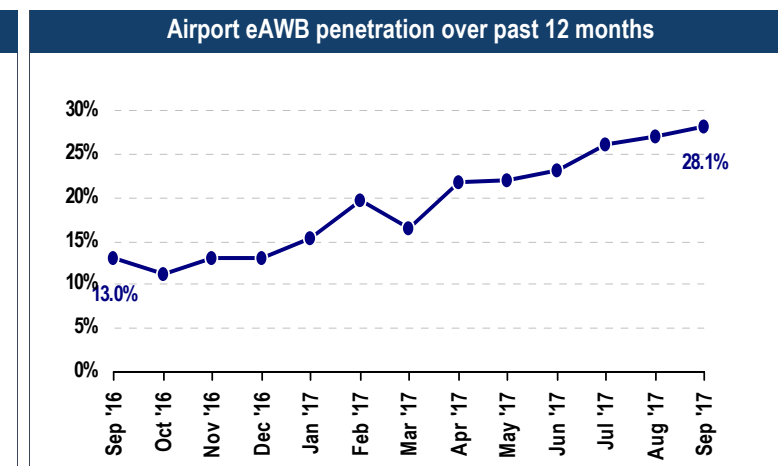
eAWB Airport Overview - September 2017



AIRPORT	CITY	COUNTRY	REGION	MP4 / MC99	SOP
TLV - Ben Gurion Int'l	TLV - Tel Aviv-Yafo	IL - Israel	EUR - Middle East	Both	

Volume	(e)AWB
Total AWB	8,132
eAWB Network	6,819
eAWB Actual	1,914
eAWB Potential	4,905

eAWB penetration and change vs previous month		
	eAWB penetration %	Change p.p.
Ben Gurion Int'l	28.1%	+1.1 p.p.
Israel	28.1%	+1.1 p.p.
Middle East	39.8%	+0.2 p.p.



Top Airlines by eAWB penetration		
Rank	Airline	eAWB Penetration %
1	UA - United Airlines	72.1%
2	KE - Korean Air	67.0%
3	AF - Air France	64.2%
4	DL - Delta Air Lines	52.1%
5	LH - Lufthansa Cargo	42.6%
6	BA - IAG - British Airways	34.0%
7	5X - UPS Airlines	32.3%
8	LX - SWISS	11.5%
9	IB - IAG - IBERIA	10.6%
10	KL - KLM	5.9%

Top FF Groups by eAWB penetration (from top 20 by volume)		
Rank	FF Group	eAWB Penetration %
1	WORLD COURIER	89.6%
2	TURBO CARGO GSA	67.0%
3	COURIER NETWORK	59.2%
4	BRINK'S	57.4%
5	CUSTOM CLEARERS & TRANSPORTERS	47.9%
6	UTI LOGISTICS	47.1%
7	ORIAN	45.8%
8	AMERICAN EXPRESS	44.1%
9	OPSI	42.2%
10	FC - FLYING CARGO	36.6%

MeA and eAWB status at airport					
Who	Count	Signed MeA	%	Does eAWB	%
Airlines	20	18	90.0%	9	45.0%
FF Groups	52	16	30.8%	25	48.1%

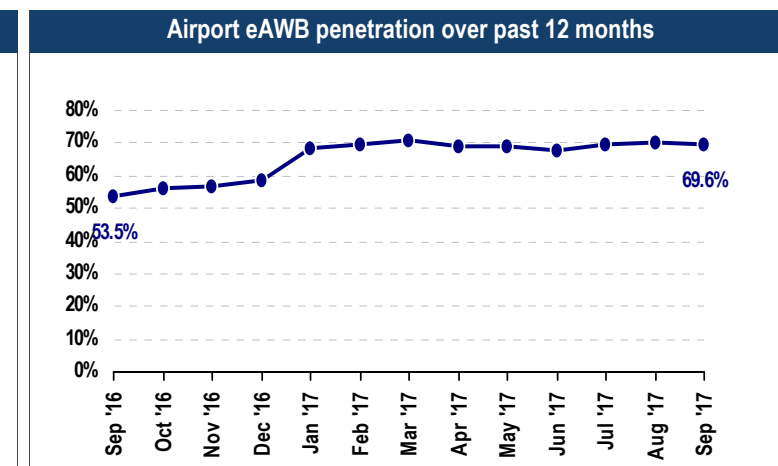
eAWB Airport Overview - September 2017



AIRPORT	CITY	COUNTRY	REGION	MP4 / MC99	SOP
TPE - Chiang Kai Shek	TPE - Taipei	TW - Chinese Taipei	NASIA - South East Asia	NONE	

Volume	(e)AWB
Total AWB	47,148
eAWB Network	44,162
eAWB Actual	30,741
eAWB Potential	13,421

eAWB penetration and change vs previous month		
	eAWB penetration %	Change p.p.
Chiang Kai Shek	69.6%	-0.8 p.p.
Chinese Taipei	71.9%	-0.7 p.p.
South East Asia	62.4%	-0.2 p.p.



Top Airlines by eAWB penetration		
Rank	Airline	eAWB Penetration %
1	BR - EVA Air	93.9%
2	CX - Cathay Pacific	92.0%
3	CI - China Airlines	86.1%
4	SQ - SIA Cargo	81.7%
5	UA - United Airlines	73.8%
6	KE - Korean Air	71.0%
7	5X - UPS Airlines	64.0%
8	DL - Delta Air Lines	37.6%
9	TK - THY - Turkish Airlines	22.3%
10	CA - Air China	18.5%

Top FF Groups by eAWB penetration (from top 20 by volume)		
Rank	FF Group	eAWB Penetration %
1	BRIGHT EXPRESS INTL	99.3%
2	DIMERCO EXPRESS	97.5%
3	LEADER MUTUAL FREIGHT SYSTEMS	94.1%
4	CEVA GROUP	93.6%
5	ECI TAIWAN CO	93.1%
6	MORRISON EXPRESS	90.0%
7	NIPPON EXPRESS	87.2%
8	KERRY FREIGHT	84.0%
9	PANALPINA	83.4%
10	MARINE LAND AIR TRANSPORTATION	75.5%

MeA and eAWB status at airport					
Who	Count	Signed MeA	%	Does eAWB	%
Airlines	28	26	92.9%	16	57.1%
FF Groups	129	52	40.3%	103	79.8%

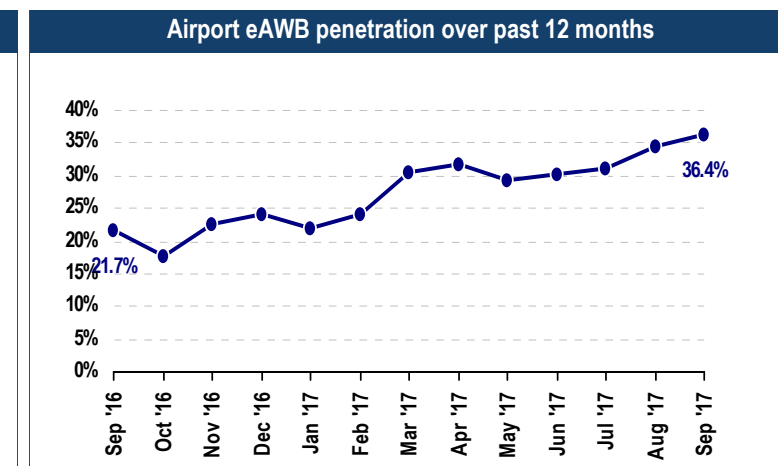
eAWB Airport Overview - September 2017



AIRPORT	CITY	COUNTRY	REGION	MP4 / MC99	SOP
TXL - Tegel	BER - Berlin	DE - Germany	EUR - Europe	MC99	

Volume	
	(e)AWB
Total AWB	3,196
eAWB Network	2,604
eAWB Actual	948
eAWB Potential	1,656

eAWB penetration and change vs previous month		
	eAWB penetration %	Change p.p.
Tegel	36.4%	+1.9 p.p.
Germany	37.1%	+0.3 p.p.
Europe	39.8%	+0.2 p.p.



Top Airlines by eAWB penetration		
Rank	Airline	eAWB Penetration %
1	DL - Delta Air Lines	78.0%
2	UA - United Airlines	77.4%
3	AF - Air France	76.8%
4	KL - KLM	64.8%
5	AC - Air Canada	52.5%
6	BA - IAG - British Airways	35.1%
7	AA - American Airlines	33.3%
8	LH - Lufthansa Cargo	32.2%
9	TK - THY - Turkish Airlines	30.1%
10	QR - Qatar Airways	29.5%

Top FF Groups by eAWB penetration (from top 20 by volume)		
Rank	FF Group	eAWB Penetration %
1	EXPRESS AIR SYSTEMS	90.9%
2	EMO TRANS	69.8%
3	PANALPINA	69.2%
4	SCHENKER	68.6%
5	LOGWIN AIR + OCEAN INTL	55.0%
6	KUEHNE + NAGEL	54.3%
7	AGILITY	50.8%
8	IGLU AIR CARGO	45.0%
9	DSV AIR & SEA	42.2%
10	KROLL INTL SPEDITION	36.7%

MeA and eAWB status at airport					
Who	Count	Signed MeA	%	Does eAWB	%
Airlines	55	37	67.3%	15	27.3%
FF Groups	103	56	54.4%	34	33.0%

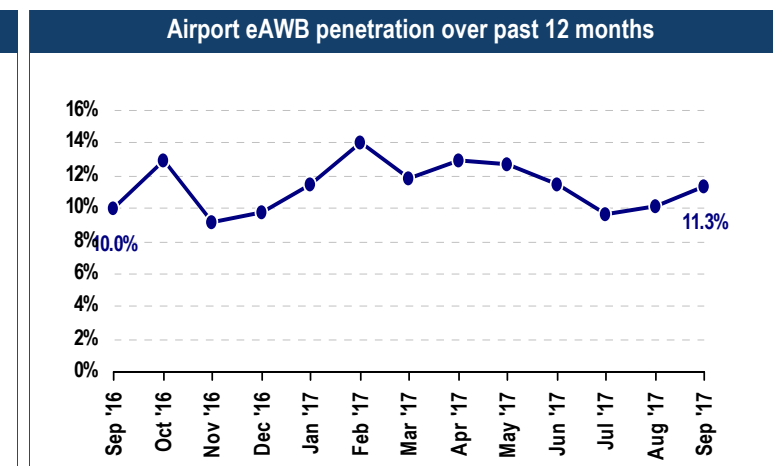
eAWB Airport Overview - September 2017



AIRPORT	CITY	COUNTRY	REGION	MP4 / MC99	SOP
UIO - Mariscal Sucre	UIO - Quito	EC - Ecuador	AMERS - South America	Both	Yes

Volume	(e)AWB
Total AWB	8,768
eAWB Network	7,284
eAWB Actual	822
eAWB Potential	6,462

eAWB penetration and change vs previous month		
	eAWB penetration %	Change p.p.
Mariscal Sucre	11.3%	+1.2 p.p.
Ecuador	10.2%	+1.1 p.p.
South America	45.8%	-0.2 p.p.



Top Airlines by eAWB penetration		
Rank	Airline	eAWB Penetration %
1	KL - KLM	52.2%
2	5X - UPS Airlines	17.4%
3	DL - Delta Air Lines	10.5%
4	AA - American Airlines	5.6%
5	IB - IAG - IBERIA	1.2%
6	LA - LAN Airlines	0.5%
7	AV - AVIANCA	0.0%
8	CX - Cathay Pacific	0.0%
9	KE - Korean Air	0.0%
10	EK - Emirates	0.0%

Top FF Groups by eAWB penetration (from top 20 by volume)		
Rank	FF Group	eAWB Penetration %
1	SERVICIOS AEREOS ECUATORIANOS	56.3%
2	ALIANZA LOGISTIKA TDGE	28.3%
3	SIERRA CARGO	21.9%
4	PANALPINA	3.1%
5	FRESH LOGISTICS	2.2%
6	PANATLANTIC LOGISTICS	0.4%
7	KUEHNE + NAGEL	0.3%
8	EBF CARGO	0.0%
9	FLOWERCARGO	0.0%
10	SISTEMAS AEREOS DE COMERCIO SADECOM	0.0%

MeA and eAWB status at airport					
Who	Count	Signed MeA	%	Does eAWB	%
Airlines	24	19	79.2%	4	16.7%
FF Groups	39	22	56.4%	8	20.5%

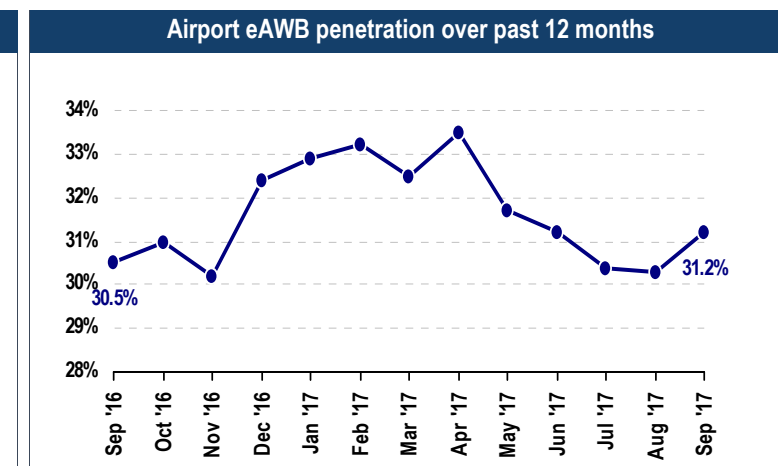
eAWB Airport Overview - September 2017



AIRPORT	CITY	COUNTRY	REGION	MP4 / MC99	SOP
VIE - Vienna International	VIE - Vienna	AT - Austria	EUR - Europe	MC99	

Volume	(e)AWB
Total AWB	8,087
eAWB Network	6,428
eAWB Actual	2,006
eAWB Potential	4,422

eAWB penetration and change vs previous month		
	eAWB penetration %	Change p.p.
Vienna International	31.2%	+0.9 p.p.
Austria	34.6%	+0.4 p.p.
Europe	39.8%	+0.2 p.p.



Top Airlines by eAWB penetration		
Rank	Airline	eAWB Penetration %
1	UA - United Airlines	93.2%
2	DL - Delta Air Lines	76.9%
3	QR - Qatar Airways	73.7%
4	AF - Air France	62.2%
5	KL - KLM	58.7%
6	KE - Korean Air	48.5%
7	LH - Lufthansa Cargo	41.6%
8	AC - Air Canada	41.3%
9	5X - UPS Airlines	33.9%
10	BA - IAG - British Airways	25.0%

Top FF Groups by eAWB penetration (from top 20 by volume)		
Rank	FF Group	eAWB Penetration %
1	WORLD COURIER	81.6%
2	HELLMANN WORLDWIDE LOGISTICS	63.5%
3	GEBRUDER WEISS	46.6%
4	DSV AIR & SEA	44.2%
5	SCHENKER	41.6%
6	AGILITY	41.3%
7	KUEHNE + NAGEL	38.7%
8	CARGO PARTNER	38.1%
9	LOGWIN AIR + OCEAN INTL	35.6%
10	DGF - DHL GLOBAL FORWARD FORWARDING	29.4%

MeA and eAWB status at airport					
Who	Count	Signed MeA	%	Does eAWB	%
Airlines	48	39	81.3%	17	35.4%
FF Groups	53	30	56.6%	30	56.6%

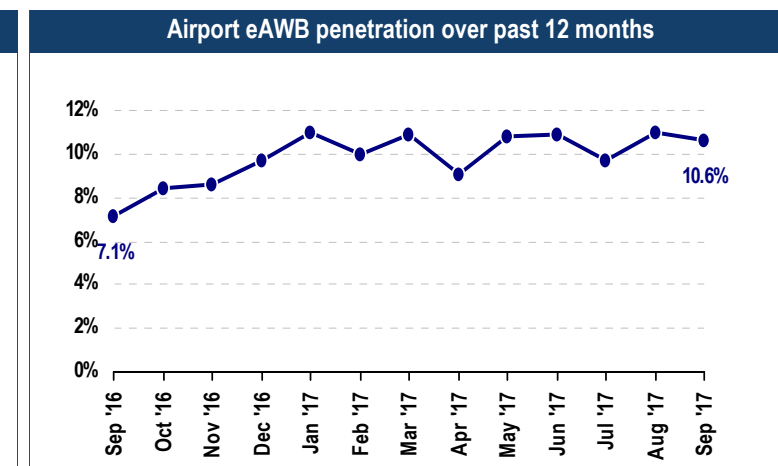
eAWB Airport Overview - September 2017



AIRPORT	CITY	COUNTRY	REGION	MP4 / MC99	SOP
WAW - Frederic Chopin	WAW - Warsaw	PL - Poland	EUR - Europe	MC99	

Volume	(e)AWB
Total AWB	3,885
eAWB Network	2,058
eAWB Actual	218
eAWB Potential	1,840

eAWB penetration and change vs previous month		
	eAWB penetration %	Change p.p.
Frederic Chopin	10.6%	-0.4 p.p.
Poland	9.5%	+0.9 p.p.
Europe	39.8%	+0.2 p.p.



Top Airlines by eAWB penetration		
Rank	Airline	eAWB Penetration %
1	KE - Korean Air	61.5%
2	UA - United Airlines	48.6%
3	BA - IAG - British Airways	37.5%
4	AF - Air France	30.0%
5	DL - Delta Air Lines	21.6%
6	IB - IAG - IBERIA	20.0%
7	KL - KLM	12.1%
8	LH - Lufthansa Cargo	6.2%
9	QR - Qatar Airways	3.0%
10	LX - SWISS	2.8%

Top FF Groups by eAWB penetration (from top 20 by volume)		
Rank	FF Group	eAWB Penetration %
1	CARGO PARTNER	54.2%
2	SCHENKER	42.3%
3	DGF - DHL GLOBAL FORWARD FORWARDING	27.4%
4	HELLMANN WORLDWIDE LOGISTICS	24.1%
5	UPS - UNITED PARCEL SERVICE	12.8%
6	DSV AIR & SEA	9.2%
7	KUEHNE + NAGEL	6.5%
8	M & M AIR SEA CARGO	4.2%
9	RGW EXPRESS	3.8%
10	AS LOGISTICS	1.9%

MeA and eAWB status at airport					
Who	Count	Signed MeA	%	Does eAWB	%
Airlines	30	27	90.0%	11	36.7%
FF Groups	83	50	60.2%	23	27.7%

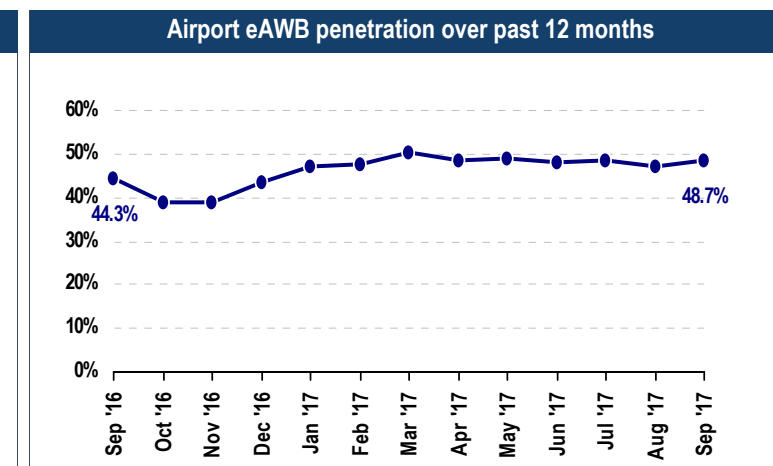
eAWB Airport Overview - September 2017



AIRPORT	CITY	COUNTRY	REGION	MP4 / MC99	SOP
YUL - Pierre Elliott Trudeau	YMQ - Montreal	CA - Canada	AMERS - North America	Both	Yes

Volume	(e)AWB
Total AWB	5,964
eAWB Network	5,088
eAWB Actual	2,477
eAWB Potential	2,611

eAWB penetration and change vs previous month		
	eAWB penetration %	Change p.p.
Pierre Elliott Trudeau	48.7%	+1.7 p.p.
Canada	48.9%	+1.6 p.p.
North America	45.8%	-0.2 p.p.



Top Airlines by eAWB penetration		
Rank	Airline	eAWB Penetration %
1	AC - Air Canada	62.8%
2	KL - KLM	59.4%
3	LH - Lufthansa Cargo	58.5%
4	AA - American Airlines	56.8%
5	AF - Air France	54.0%
6	BR - EVA Air	51.5%
7	5X - UPS Airlines	50.0%
8	QR - Qatar Airways	43.9%
9	LX - SWISS	43.7%
10	CX - Cathay Pacific	40.3%

Top FF Groups by eAWB penetration (from top 20 by volume)		
Rank	FF Group	eAWB Penetration %
1	HELLMANN WORLDWIDE LOGISTICS	90.0%
2	PANALPINA	88.7%
3	DSV AIR & SEA	87.7%
4	BOLLORE	83.1%
5	DGF - DHL GLOBAL FORWARD FORWARDING	80.0%
6	AFFILIATED CUSTOMS BROKERS	78.6%
7	EXPEDITORS GROUP	72.9%
8	ITN TRANSPORT INTL	72.5%
9	CEVA GROUP	71.7%
10	PRESTIGE CARGO SERVICES	67.4%

MeA and eAWB status at airport					
Who	Count	Signed MeA	%	Does eAWB	%
Airlines	45	35	77.8%	14	31.1%
FF Groups	171	128	74.9%	78	45.6%

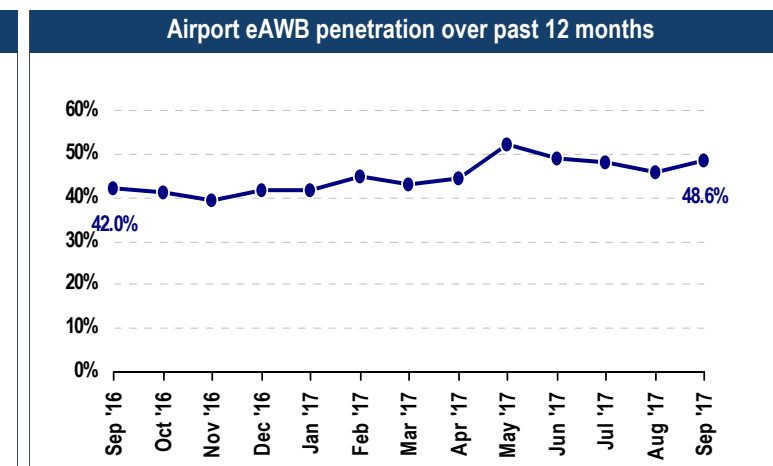
eAWB Airport Overview - September 2017



AIRPORT	CITY	COUNTRY	REGION	MP4 / MC99	SOP
YVR - Vancouver Int'l	YVR - Vancouver	CA - Canada	AMERS - North America	Both	Yes

Volume	(e)AWB
Total AWB	5,256
eAWB Network	4,305
eAWB Actual	2,091
eAWB Potential	2,214

eAWB penetration and change vs previous month		
	eAWB penetration %	Change p.p.
Vancouver Int'l	48.6%	+2.7 p.p.
Canada	48.9%	+1.6 p.p.
North America	45.8%	-0.2 p.p.



Top Airlines by eAWB penetration		
Rank	Airline	eAWB Penetration %
1	UA - United Airlines	80.0%
2	BR - EVA Air	77.6%
3	CX - Cathay Pacific	77.6%
4	AF - Air France	66.7%
5	AC - Air Canada	60.0%
6	BA - IAG - British Airways	55.3%
7	KL - KLM	53.0%
8	LH - Lufthansa Cargo	49.8%
9	FX - FEDEX Express	49.5%
10	5X - UPS Airlines	41.8%

Top FF Groups by eAWB penetration (from top 20 by volume)		
Rank	FF Group	eAWB Penetration %
1	DGF - DHL GLOBAL FORWARD FORWARDING	86.5%
2	PANALPINA	86.5%
3	LOCHER EVERS INTL	86.5%
4	GEODIS / WILSON GROUP	85.7%
5	SOLEX LOGISTICS CANADA	85.4%
6	UPS - UNITED PARCEL SERVICE	81.4%
7	SCHENKER	72.9%
8	INTL FASTLINE FORWARDING	70.3%
9	BOLLORE	61.8%
10	AGILITY	55.3%

MeA and eAWB status at airport					
Who	Count	Signed MeA	%	Does eAWB	%
Airlines	38	29	76.3%	15	39.5%
FF Groups	149	103	69.1%	71	47.7%

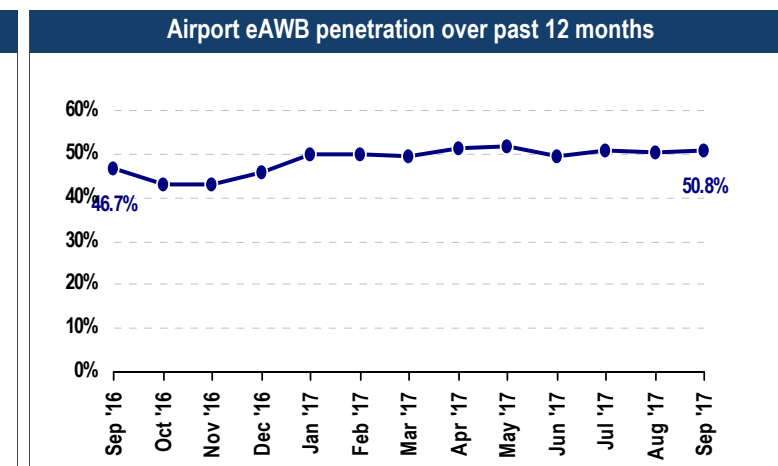
eAWB Airport Overview - September 2017



AIRPORT	CITY	COUNTRY	REGION	MP4 / MC99	SOP
YYZ - Pearson International	YTO - Toronto	CA - Canada	AMERS - North America	Both	Yes

Volume	
	(e)AWB
Total AWB	12,005
eAWB Network	9,850
eAWB Actual	5,008
eAWB Potential	4,842

eAWB penetration and change vs previous month		
	eAWB penetration %	Change p.p.
Pearson International	50.8%	+0.6 p.p.
Canada	48.9%	+1.6 p.p.
North America	45.8%	-0.2 p.p.



Top Airlines by eAWB penetration		
Rank	Airline	eAWB Penetration %
1	AC - Air Canada	70.2%
2	CX - Cathay Pacific	67.0%
3	QF - Qantas	66.7%
4	AA - American Airlines	65.6%
5	AF - Air France	64.4%
6	LH - Lufthansa Cargo	63.3%
7	KL - KLM	62.5%
8	BR - EVA Air	58.2%
9	UA - United Airlines	50.0%
10	5X - UPS Airlines	47.2%

Top FF Groups by eAWB penetration (from top 20 by volume)		
Rank	FF Group	eAWB Penetration %
1	UPS - UNITED PARCEL SERVICE	88.6%
2	SCHENKER	85.5%
3	PANALPINA	84.3%
4	CEVA GROUP	82.7%
5	DSV AIR & SEA	79.8%
6	BOLLORE	78.3%
7	DGF - DHL GLOBAL FORWARD FORWARDING	77.1%
8	MALTACOURT	71.8%
9	EXPEDITORS GROUP	68.2%
10	OMEGA AIR TRANS	63.4%

MeA and eAWB status at airport					
Who	Count	Signed MeA	%	Does eAWB	%
Airlines	52	37	71.2%	18	34.6%
FF Groups	217	145	66.8%	116	53.5%

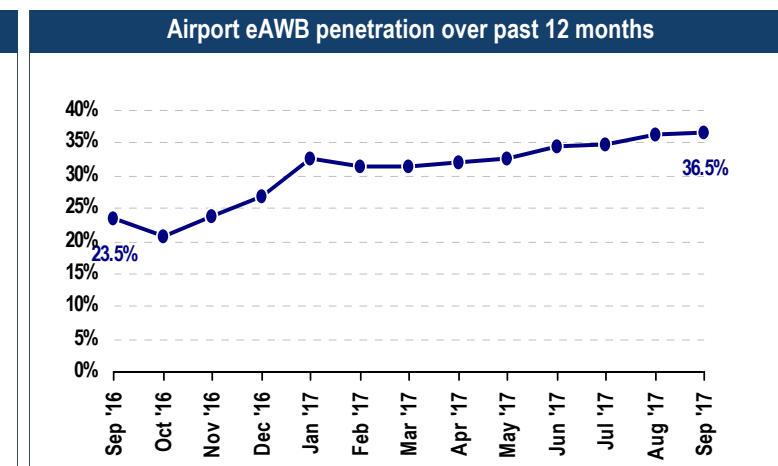
eAWB Airport Overview - September 2017



AIRPORT	CITY	COUNTRY	REGION	MP4 / MC99	SOP
ZRH - Kloten	ZRH - Zurich	CH - Switzerland	EUR - Europe	Both	Yes

Volume	
	(e)AWB
Total AWB	17,195
eAWB Network	13,800
eAWB Actual	5,035
eAWB Potential	8,765

eAWB penetration and change vs previous month		
	eAWB penetration %	Change p.p.
Kloten	36.5%	+0.3 p.p.
Switzerland	32.5%	+0.4 p.p.
Europe	39.8%	+0.2 p.p.



Top Airlines by eAWB penetration		
Rank	Airline	eAWB Penetration %
1	UA - United Airlines	83.8%
2	AC - Air Canada	69.6%
3	KE - Korean Air	62.1%
4	DL - Delta Air Lines	60.2%
5	CX - Cathay Pacific	59.1%
6	AA - American Airlines	56.7%
7	QR - Qatar Airways	47.1%
8	KL - KLM	47.0%
9	SQ - SIA Cargo	43.8%
10	BA - IAG - British Airways	40.6%

Top FF Groups by eAWB penetration (from top 20 by volume)		
Rank	FF Group	eAWB Penetration %
1	GERHARD WEGMUELLER	96.6%
2	PANALPINA	74.1%
3	LOOMIS INTERNATIONAL	69.7%
4	RHENUS AIR	68.9%
5	SCHENKER	68.2%
6	KWE - KINTETSU WORLD EXPRESS	59.2%
7	AGILITY	57.7%
8	LAMPRECHT TRANSPORT	49.5%
9	BRINK'S	42.9%
10	GENERAL TRANSPORT	42.3%

MeA and eAWB status at airport					
Who	Count	Signed MeA	%	Does eAWB	%
Airlines	58	45	77.6%	21	36.2%
FF Groups	101	57	56.4%	60	59.4%



Website
iata.org/cargo



Email
cargo@iata.org



Cargo Tracker
iata.org/optin



Twitter
twitter.com/iata